

ISSN 2518-170X (Online),  
ISSN 2224-5278 (Print)

ҚАЗАҚСТАН РЕСПУБЛИКАСЫ  
ҰЛТТЫҚ ҒЫЛЫМ АКАДЕМИЯСЫ  
Satbayev University

# Х А Б А Р Л А Р Ы

---

---

**ИЗВЕСТИЯ**

НАЦИОНАЛЬНОЙ АКАДЕМИИ НАУК  
РЕСПУБЛИКИ КАЗАХСТАН  
Satbayev University

**N E W S**

OF THE ACADEMY OF SCIENCES  
OF THE REPUBLIC OF KAZAKHSTAN  
Satbayev University

**SERIES  
OF GEOLOGY AND TECHNICAL SCIENCES**

**3 (447)**

**MAY – JUNE 2021**

THE JOURNAL WAS FOUNDED IN 1940

PUBLISHED 6 TIMES A YEAR

ALMATY, NAS RK

---

---

*NAS RK is pleased to announce that News of NAS RK. Series of geology and technical sciences scientific journal has been accepted for indexing in the Emerging Sources Citation Index, a new edition of Web of Science. Content in this index is under consideration by Clarivate Analytics to be accepted in the Science Citation Index Expanded, the Social Sciences Citation Index, and the Arts & Humanities Citation Index. The quality and depth of content Web of Science offers to researchers, authors, publishers, and institutions sets it apart from other research databases. The inclusion of News of NAS RK. Series of geology and technical sciences in the Emerging Sources Citation Index demonstrates our dedication to providing the most relevant and influential content of geology and engineering sciences to our community.*

*Қазақстан Республикасы Ұлттық ғылым академиясы «ҚР ҰҒА Хабарлары. Геология және техникалық ғылымдар сериясы» ғылыми журналының Web of Science-тің жаңаланған нұсқасы Emerging Sources Citation Index-те индекстелуге қабылданғанын хабарлайды. Бұл индекстелу барысында Clarivate Analytics компаниясы журналды одан әрі the Science Citation Index Expanded, the Social Sciences Citation Index және the Arts & Humanities Citation Index-ке қабылдау мәселесін қарастыруда. Web of Science зерттеушілер, авторлар, баспашылар мен мекемелерге контент тереңдігі мен сапасын ұсынады. ҚР ҰҒА Хабарлары. Геология және техникалық ғылымдар сериясы Emerging Sources Citation Index-ке енуі біздің қоғамдастық үшін ең өзекті және беделді геология және техникалық ғылымдар бойынша контентке адалдығымызды білдіреді.*

*НАН РК сообщает, что научный журнал «Известия НАН РК. Серия геологии и технических наук» был принят для индексирования в Emerging Sources Citation Index, обновленной версии Web of Science. Содержание в этом индексировании находится в стадии рассмотрения компанией Clarivate Analytics для дальнейшего принятия журнала в the Science Citation Index Expanded, the Social Sciences Citation Index и the Arts & Humanities Citation Index. Web of Science предлагает качество и глубину контента для исследователей, авторов, издателей и учреждений. Включение Известия НАН РК. Серия геологии и технических наук в Emerging Sources Citation Index демонстрирует нашу приверженность к наиболее актуальному и влиятельному контенту по геологии и техническим наукам для нашего сообщества.*

### Бас редактор

**ЖҰРЫНОВ Мұрат Жұрынұлы**, химия ғылымдарының докторы, профессор, ҚР ҰҒА академигі, Қазақстан Республикасы Ұлттық Ғылым академиясының президенті, АҚ «Д.В. Сокольский атындағы отын, катализ және электрохимия институтының» бас директоры (Алматы, Қазақстан) Н = 4

### Редакциялық алқа:

**ӘБСАМЕТОВ Мәліс Құдысұлы** (бас редактордың орынбасары), геология-минералогия ғылымдарының докторы, профессор, ҚР ҰҒА академигі, «У.М. Ахмедсафина атындағы гидрогеология және геоэкология институтының» директоры (Алматы, Қазақстан) Н = 2

**ЖОЛТАЕВ Герой Жолтайұлы** (бас редактордың орынбасары), геология-минералогия ғылымдарының докторы, профессор, Қ.И. Сатпаев атындағы геология ғылымдары институтының директоры (Алматы, Қазақстан) Н=2

**СНОУ Дэниел**, Ph.D, қауымдастырылған профессор, Небраска университетінің Су ғылымдары зертханасының директоры (Небраска штаты, АҚШ) Н = 32

**ЗЕЛЬТМАН Реймар**, Ph.D, табиғи тарих мұражайының Жер туралы ғылымдар бөлімінде петрология және пайдалы қазбалар кен орындары саласындағы зерттеулердің жетекшісі (Лондон, Англия) Н = 37

**ПАНФИЛОВ Михаил Борисович**, техника ғылымдарының докторы, Нанси университетінің профессоры (Нанси, Франция) Н=15

**ШЕН Пин**, Ph.D, Қытай геологиялық қоғамының тау геологиясы комитеті директорының орынбасары, Американдық экономикалық геологтар қауымдастығының мүшесі (Пекин, Қытай) Н = 25

**ФИШЕР Аксель**, Ph.D, Дрезден техникалық университетінің қауымдастырылған профессоры (Дрезден, Берлин) Н = 6

**КОНТОРОВИЧ Алексей Эмильевич**, геология-минералогия ғылымдарының докторы, профессор, РФА академигі, А.А. Трофимука атындағы мұнай-газ геологиясы және геофизика институты (Новосибирск, Ресей) Н = 19

**АБСАДЫКОВ Бахыт Нарикбайұлы**, техника ғылымдарының докторы, профессор, ҚР ҰҒА корреспондент-мүшесі, А.Б. Бектұров атындағы химия ғылымдары институты (Алматы, Қазақстан) Н = 5

**АГАБЕКОВ Владимир Енокович**, химия ғылымдарының докторы, Беларусь ҰҒА академигі, Жаңа материалдар химиясы институтының құрметті директоры (Минск, Беларусь) Н = 13

**КАТАЛИН Стефан**, Ph.D, Дрезден техникалық университетінің қауымдастырылған профессоры (Дрезден, Берлин) Н = 20

**СЕЙТМҰРАТОВА Элеонора Юсуповна**, геология-минералогия ғылымдарының докторы, профессор, ҚР ҰҒА корреспондент-мүшесі, Қ.И. Сатпаев атындағы Геология ғылымдары институты зертханасының меңгерушісі (Алматы, Қазақстан) Н=11

**САҒЫНТАЕВ Жанай**, Ph.D, қауымдастырылған профессор, Назарбаев университеті (Нұр-Сұлтан, Қазақстан) Н = 11

**ФРАТТИНИ Паоло**, Ph.D, Бикокк Милан университеті қауымдастырылған профессоры (Милан, Италия) Н = 28

«ҚР ҰҒА Хабарлары. Геология және техникалық ғылымдар сериясы».

**ISSN 2518-170X (Online),**

**ISSN 2224-5278 (Print)**

Меншіктенуші: «Қазақстан Республикасының Ұлттық ғылым академиясы» РҚБ (Алматы қ.).

Қазақстан Республикасының Ақпарат және қоғамдық даму министрлігінің Ақпарат комитетінде 29.07.2020 ж. берілген № **KZ39VPU00025420** мерзімдік басылым тіркеуіне қойылу туралы куәлік.

Тақырыптық бағыты: *геология және техникалық ғылымдар бойынша мақалалар жариялау.*

Мерзімділігі: жылына 6 рет.

Тиражы: 211 дана.

Редакцияның мекен-жайы: 050010, Алматы қ., Шевченко көш., 28, 219 бөл., тел.: 272-13-19, 272-13-18  
<http://www.geolog-technical.kz/index.php/en/>

© Қазақстан Республикасының Ұлттық ғылым академиясы, 2021

Типографияның мекен-жайы: «Аруна» ЖК, Алматы қ., Мурағбаева көш., 75.

### Главный редактор

**ЖУРИНОВ Мурат Журинович**, доктор химических наук, профессор, академик НАН РК, президент Национальной академии наук Республики Казахстан, генеральный директор АО «Институт топлива, катализа и электрохимии им. Д.В. Сокольского» (Алматы, Казахстан) Н = 4

### Редакционная коллегия:

**АБСАМЕТОВ Малис Кудысович**, (заместитель главного редактора), доктор геолого-минералогических наук, профессор, академик НАН РК, директор Института гидрогеологии и геоэкологии им. У.М. Ахмедсафина (Алматы, Казахстан) Н = 2

**ЖОЛТАЕВ Герой Жолтаевич**, (заместитель главного редактора), доктор геолого-минералогических наук, профессор, директор Института геологических наук им. К.И.Сатпаева (Алматы, Казахстан) Н=2

**СНОУ Дэниел**, Ph.D, ассоциированный профессор, директор Лаборатории водных наук университета Небраски (штат Небраска, США) Н = 32

**ЗЕЛЬТМАН Реймар**, Ph.D, руководитель исследований в области петрологии и месторождений полезных ископаемых в Отделе наук о Земле Музея естественной истории (Лондон, Англия) Н = 37

**ПАНФИЛОВ Михаил Борисович**, доктор технических наук, профессор Университета Нанси (Нанси, Франция) Н=15

**ШЕН Пин**, Ph.D, заместитель директора Комитета по горной геологии Китайского геологического общества, член Американской ассоциации экономических геологов (Пекин, Китай) Н = 25

**ФИШЕР Аксель**, ассоциированный профессор, Ph.D, технический университет Дрезден (Дрезден, Берлин) Н = 6

**КОНТОРОВИЧ Алексей Эмильевич**, доктор геолого-минералогических наук, профессор, академик РАН, Институт нефтегазовой геологии и геофизики им. А.А. Трофимука СО РАН (Новосибирск, Россия) Н = 19

**АБСАДЫКОВ Бахыт Нарикбаевич**, доктор технических наук, профессор, член-корреспондент НАН РК, Институт химических наук им. А.Б. Бектурова (Алматы, Казахстан) Н = 5

**АГАБЕКОВ Владимир Енокович**, доктор химических наук, академик НАН Беларуси, почетный директор Института химии новых материалов (Минск, Беларусь) Н = 13

**КАТАЛИН Стефан**, Ph.D, ассоциированный профессор, Технический университет (Дрезден, Берлин) Н = 20

**СЕЙТМУРАТОВА Элеонора Юсуповна**, доктор геолого-минералогических наук, профессор, член-корреспондент НАН РК, заведующая лабораторией Института геологических наук им. К.И. Сатпаева (Алматы, Казахстан) Н=11

**САГИНТАЕВ Жанай**, Ph.D, ассоциированный профессор, Назарбаев университет (Нурсултан, Казахстан) Н = 11

**ФРАТТИНИ Паоло**, Ph.D, ассоциированный профессор, Миланский университет Бикокк (Милан, Италия) Н = 28

**«Известия НАН РК. Серия геологии и технических наук».**

**ISSN 2518-170X (Online),**

**ISSN 2224-5278 (Print)**

Собственник: Республиканское общественное объединение «Национальная академия наук Республики Казахстан» (г. Алматы).

Свидетельство о постановке на учет периодического печатного издания в Комитете информации Министерства информации и общественного развития Республики Казахстан № KZ39VPY00025420, выданное 29.07.2020 г.

Тематическая направленность: *публикация статей по геологии и техническим наукам.*

Периодичность: 6 раз в год.

Тираж: 211 экземпляров.

Адрес редакции: 050010, г. Алматы, ул. Шевченко, 28, оф. 219, тел.: 272-13-19, 272-13-18

<http://www.geolog-technical.kz/index.php/en/>

---

© Национальная академия наук Республики Казахстан, 2021

Адрес типографии: ИП «Аруна», г. Алматы, ул. Муратбаева, 75.

### Editor in chief

**ZHURINOV Murat Zhurinovich**, doctor of chemistry, professor, academician of NAS RK, president of the National Academy of Sciences of the Republic of Kazakhstan, general director of JSC “Institute of fuel, catalysis and electrochemistry named after D.V. Sokolsky» (Almaty, Kazakhstan) H = 4

### Editorial board:

**ABSAMETOV Malis Kudysovich**, (deputy editor-in-chief), doctor of geological and mineralogical sciences, professor, academician of NAS RK, director of the Akhmedsafin Institute of hydrogeology and hydrophysics (Almaty, Kazakhstan) H = 2

**ZHOLTAEV Geroy Zholtaevich**, (deputy editor-in-chief), doctor of geological and mineralogical sciences, professor, director of the institute of geological sciences named after K.I. Satpayev (Almaty, Kazakhstan) H=2

**SNOW Daniel**, Ph.D, associate professor, director of the laboratory of water sciences, Nebraska University (Nebraska, USA) H = 32

**Zeltman Reyman**, Ph.D, head of research department in petrology and mineral deposits in the Earth sciences section of the museum of natural history (London, England) H = 37

**PANFILOV Mikhail Borisovich**, doctor of technical sciences, professor at the Nancy University (Nancy, France) H=15

**SHEN Ping**, Ph.D, deputy director of the Committee for Mining geology of the China geological Society, Fellow of the American association of economic geologists (Beijing, China) H = 25

**FISCHER Axel**, Ph.D, associate professor, Dresden University of technology (Dresden, Germany) H = 6

**KONTOROVICH Aleksey Emilievich**, doctor of geological and mineralogical sciences, professor, academician of RAS, Trofimuk Institute of petroleum geology and geophysics SB RAS (Novosibirsk, Russia) H = 19

**ABSADYKOV Bakhyt Narikbaevich**, doctor of technical sciences, professor, corresponding member of NAS RK, Bekturov Institute of chemical sciences (Almaty, Kazakhstan) H = 5

**AGABEKOV Vladimir Enokovich**, doctor of chemistry, academician of NAS of Belarus, honorary director of the Institute of chemistry of new materials (Minsk, Belarus) H = 13

**KATALIN Stephan**, Ph.D, associate professor, Technical university (Dresden, Berlin) H = 20

**SEITMURATOVA Eleonora Yusupovna**, doctor of geological and mineralogical sciences, professor, corresponding member of NAS RK, head of the laboratory of the Institute of geological sciences named after K.I. Satpayev (Almaty, Kazakhstan) H=11

**SAGINTAYEV Zhanay**, Ph.D, associate professor, Nazarbayev University (Nursultan, Kazakhstan) H = 11

**FRATTINI Paolo**, Ph.D, associate professor, university of Milano-Bicocca (Milan, Italy) H = 28

**News of the National Academy of Sciences of the Republic of Kazakhstan. Series of geology and technology sciences.**

**ISSN 2518-170X (Online),**

**ISSN 2224-5278 (Print)**

Owner: RPA «National Academy of Sciences of the Republic of Kazakhstan» (Almaty).

The certificate of registration of a periodical printed publication in the Committee of information of the Ministry of Information and Social Development of the Republic of Kazakhstan **No. KZ39VPY00025420**, issued 29.07.2020.

Thematic scope: *publication of papers on geology and technical sciences.*

Periodicity: 6 times a year.

Circulation: 211 copies.

*Editorial address: 28, Shevchenko str., of. 219, Almaty, 050010, tel. 272-13-19, 272-13-18,*

*<http://www.geolog-technical.kz/index.php/en/>*

---

© National Academy of Sciences of the Republic of Kazakhstan, 2021

Address of printing house: ST «Aruna», 75, Muratbayev str, Almaty.

**NEWS**

OF THE NATIONAL ACADEMY OF SCIENCES OF THE REPUBLIC OF  
KAZAKHSTAN **SERIES OF GEOLOGY AND TECHNICAL SCIENCES**  
**ISSN 2224-5278**

Volume 3, Number 447 (2021), 22-28

<https://doi.org/10.32014/2021.2518-170X.57>

UDC 621. 09.1

**B.S. Donenbaev<sup>1</sup>, K.T. Sherov<sup>2</sup>, M.R. Sikhimbayev<sup>3</sup>, B.N. Absadykov<sup>4</sup>,  
N.Zh. Karsakova<sup>5</sup>**

<sup>1,2,5</sup>Karaganda Technical University, Karaganda, Kazakhstan

<sup>3</sup>Karaganda Economic University of Kazpotrebsoyuz, Karaganda, Kazakhstan

<sup>4</sup>A.B. Bekturov Institute of Chemical Sciences, Almaty, Kazakhstan

E-mail: b\_absadykov@mail.ru,

**USING ANSYS WB FOR OPTIMIZING PARAMETERS OF A TOOL  
FOR ROTARY FRICTION BORING**

**Abstract.** The authors developed a special design of a rotary friction tool with a self-rotating cup cutter for rotary friction boring of large holes. This paper presents the results of parametric optimization of stressed components of the rotary friction tool by virtual experiments in ANSYS WB. The authors predicted the cutting force components at the worst position of the cup cutter, which was 20 degrees as contact forces in the process of boring a large diameter hole, and built a design model. Using the Johnson-Cook model as the failure criterion for the elements of the mesh, projections of the cutting forces resulting from the hole processing were obtained. The relation between input and output parameters (stresses) is established, optimization criteria are specified, and optimal parameters of the tool stresses components are chosen. It was also found that the averaged values of the force at the initial moment (cutting into the workpiece) change linearly, then becoming practically constant. The idea of parametric optimization consisted in carrying out several virtual experiments, in which the possible range of variation of the basic dimensions was indicated and the optimization criteria were set, the optimal parameters of the tool design were selected from the presented candidates. The optimization method bypasses the design cycle, which is costly and time-consuming due to prototype testing and subsequent refinement.


**Key words.** Rotary friction tool, large hole machining, cup cutter, parameter optimization, cutting force, bearing fit, design model, stress.

**Introduction.** In modern mechanical engineering, one of the pressing problems is the processing of large holes. Engineering practice sets high requirements to the accuracy of size, shape and location. Most often, large holes are processed with boring tools. The processing of these tools involves a number of difficulties, primarily due to the low rigidity of the tool and difficulty of supplying cutting fluid and removing pulp (a mixture of chips and cutting fluid) to the cutting zone. This leads to a decrease in the accuracy and performance of the machining and durability of the tool. As part of the government-funded research, the authors studied and developed resource-saving combined methods of thermal frictional processing [1,2,3,4], in particular the rotary friction boring of large holes [5,6]. For rotary friction boring of large holes, the authors developed a special design of a rotary friction tool with a self-rotating cup cutter. Figure 1 shows the general view of the rotary friction tool and its parts.

The performed experimental research has shown that correct choice of the tool parameters and dimensions has a direct impact on the quality and accuracy of processing. In this regard, finding optimal parameters and dimensions of the



a)



b)

1 - nut; 2 - sealing washer; 3 - bearing; 4 - shaft;  
5 - holder; 6 - head body; 7 - engraved washer;  
8 - clamping nut

Figure 1 - The rotary friction tool and its parts

proposed special rotary friction tool with a self-rotating cup cutter is a relevant task.

Techniques to optimize parameters. Designing a tool structure is a long process in which design parameters are constantly changing until they meet the performance criteria, while the mass must be minimal at a low cost [7,8,9]. An initial design undergoes many changes and improvements before reliable geometric parameters are found (Figure 2)

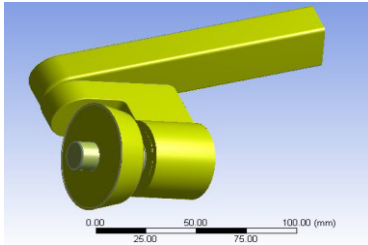


Figure 2 - Initial scheme of the tool design

The designing stages are expensive and time-consuming. Due to time and cost limitations, the decision is made on the basis of the most satisfactory option and experience of designing [10,11,12]. For today's problems, it is proposed to use optimization techniques to save time and consider the largest number of options, taking into account the spread of parameters, thereby ensuring stability of the solution to external factors. The idea of parametric optimization consists in carrying out several virtual experiments which take into account the spread of the input parameters (geometric parameters of the tool), i.e. the possible range of change in basic dimensions. We established the relation between input and output parameters (stress). Then, having set the optimization criteria and based on calculated data, we chose optimal parameters of the tool design from the candidates (variants). The optimization procedure consists of the following steps [8,12,13,14]: building a design model, determining the parameters, planning the experiment, building the response surfaces, building an optimization model, launching an optimization, viewing the results.

At each stage, additional settings may be required that can significantly affect the calculation results.

**Building a design model.** To build a design model, at first, we determined the predicted components of the cutting force (figure 3) at the worst position of the cup cutter, which was 20 degrees as contact forces in the process of boring a larger diameter hole of 30CrMnSiA. We made the calculation by the finite element method. As the failure criterion for the elements of the mesh, we chose the most widely used Johnson-Cook model. The cutting force projection data were obtained for the following cutting mode: spindle speed -  $n = 660$  rpm, feed -  $s = 0.42$  mm/rev, cutting depth  $t = 1.0$  mm.

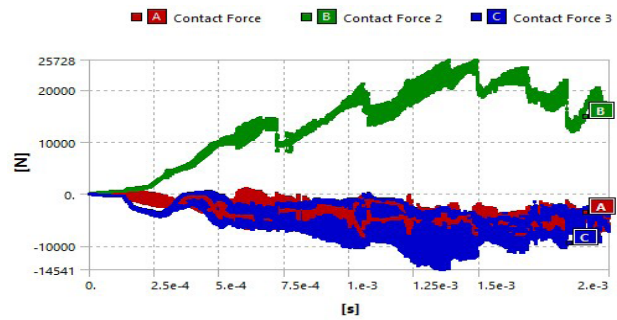


Figure 3 - The predicted change in the projection of the cutting force during rotary frictional boring

It should be noted that actually due to the discrete model the predicted cutting force is not definite, but experiences some fluctuations in the process of rotary friction boring (Figure 3). Therefore, we will determine the value of the cutting force projection by an average value. The average values of the cutting force are presented in the graph (Figure 4).



Figure 4 - Average values of cutting force

Reliability of the model is confirmed by the sensitivity of the cutting force and temperature to the change in the cutting speed in accordance with modern concepts: with increasing cutting speed, the cutting force decreases and the temperature rises.

**Determining the parameters.** planning the experiment. To perform the optimization calculation, the computer applications are used. The main parameters of the shaft geometry are (Figure 5): V10 - projection height (default 4 mm); H11 - projection width (default 10 mm); V13 = V8 - radius of the bearing fit (default 8 mm). The output parameter of the shaft (a parameter obtained after the solution) will be von Mises stress (461.6 MPa). Choose a plan for planning a virtual experiment. In the planning of the experiment, we must specify the range of change for each parameter and select the scheme. In our task, the main composite project is chosen (Figure 6). When choosing design points with a set of parameters, we use this scheme of experiment design which allows improving the efficiency of calculations.

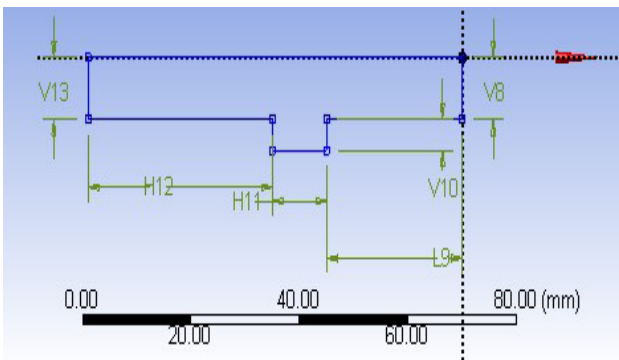


Figure 5 - Basic parameters of the shaft geometry

Properties of Outline A2: Design of Experiment	
A	B
1	Property Value
2	Design Points
3	Preserve Design Points After DX Run Central Composite Design Optimal Space-Filling Design Box-Behnken Design
4	Failed Design Points Management Custom
5	Number of Retries Custom + Sampling
6	Design of Experiments Sparse Grid Initialization Latin Hypercube Sampling Design
7	Design of Experiments Type Central Composite Design
8	Design Type Rotatable
9	Template Type Standard

Figure 6 - Virtual experiment design Plan

In this task, the following spreads of parameters were set: radius of the bearing fit from 15 to 25, projection width from 5 to 20, projection height, also discrete, from 3 to 8.

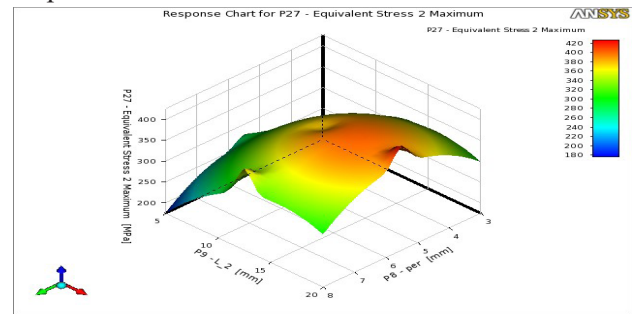
For calculation, using the main composite project, we have got 75 design points which will be determined by the finite element method. This point is very important and should be considered when optimizing. The experiment with the design points is presented in Figure 7.

Table of Schematic C2: Design of Experiments (Central Composite Design - Rotatable - Standard)						
	A	B	C	D	E	F
1	Name	Update Order	P4 - dvaln (mm)	P8 - per (mm)	P9 - L_2 (mm)	P27 - Equivalent Stress 2 Maximum (MPa)
2	1	8	20	5.5	12.5	376.52
3	2	1	15	5.5	12.5	723.28
4	3	15	25	5.5	12.5	238.25
5	4	6	20	3	12.5	315.07
6	5	10	20	8	12.5	371.48
7	6	7	20	5.5	5	276.3
8	7	9	20	5.5	20	426.01
9	8	2	17.027	4.0135	8.0405	416.22
10	9	11	22.973	4.0135	8.0405	209.96
11	10	4	17.027	6.9865	8.0405	369.46
12	11	13	22.973	6.9865	8.0405	207.52
13	12	3	17.027	4.0135	16.96	510.1
14	13	12	22.973	4.0135	16.96	238.92
15	14	5	17.027	6.9865	16.96	463.26
16	15	14	22.973	6.9865	16.96	240.72

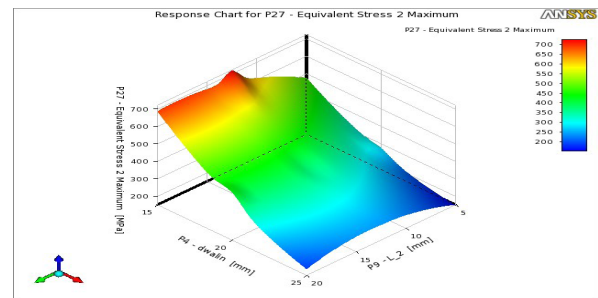
Figure 7 - Plan of the experiment with the design points

**Building the response surfaces.** Response surfaces are functions of a different nature which describe output parameters as a function of the input parameters. The response surfaces represent the approximated values of the output parameters in the entire analyzed space without the need for a complete calculation at all points. There are several types of response surfaces: a second-order polynomial,

Kriging, nonparametric regression, a neuron network, a sparse grid [15,16,17,18,19]. Figure 8 shows the response surfaces.



a - the width and height of the projection;



b - radius of the bearing fit and the projection width

Figure 8 - Surface response:

Different approximation for the same set of data is given below. In order to make sure the choice of approximating the design data is correct, we use the method of estimating the distribution of design points on the response surface, as well as the coefficients: the determination coefficient (R-squared, it shows how well the response surface reflects the variability of the output parameter), the root-mean-square error, relative root-mean-square error, relative error of the absolute maximum. In our case, the Kriging approximation was the most suitable technique [20,21,22].

**Building an optimization model.** Viewing results. The optimization approach is an approach in which the search for the "best" possible design takes into account limitations on a set of parameters. We establish a series of target design conditions that will be used to form the optimal version: desired values of input values and response parameters are set, parameters are given the ranks of importance, a set of design options is generated, the most promising candidates are selected [23,24,25]. There are four methods for optimizing the response surface in DX: Shifted Hammersley, MOGA (Multi-objective Genetic Algorithm), NLPQL (Nonlinear Programming by Quadratic Lagrangian), MISQP (Mixed-Integer Sequential Quadratic Programming). In our case, the stresses should be in the range from 152 to 160 MPa. As a result of the calculation, 5 variants were obtained among which we choose the appropriate one. Similarly, the remaining tool components are optimized, becoming robust and effective. As a result, for the selected shaft parameters



and taking into account the bearing dimensions, we perform a dynamic strength analysis and hence obtain the following picture of the change in the maximum stress (Figure 9).

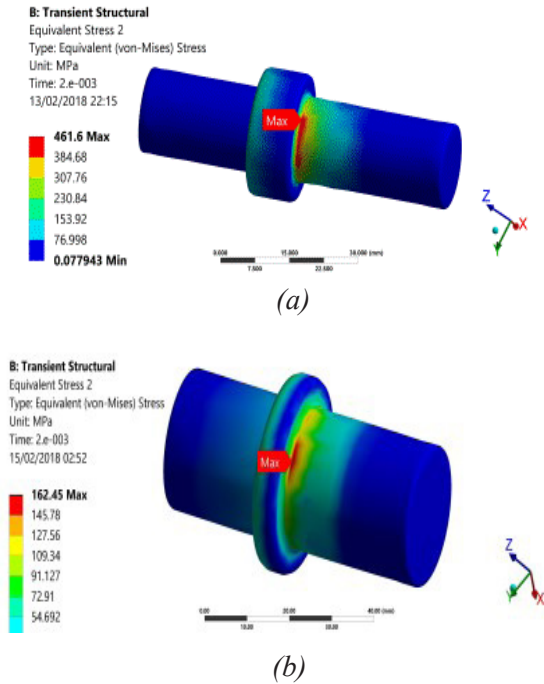
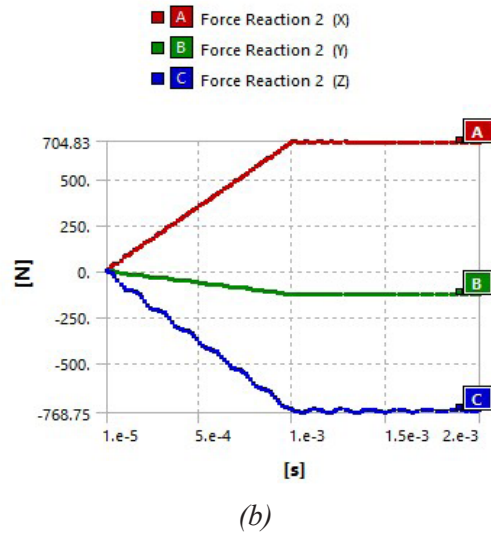


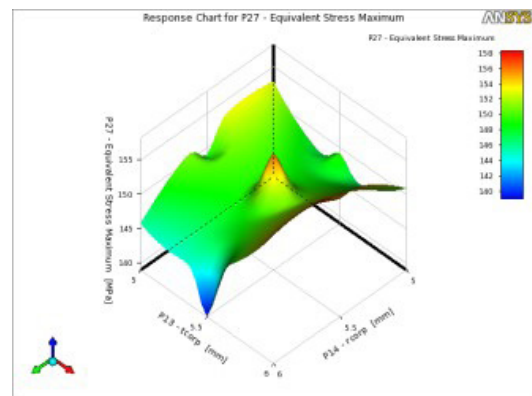
Figure 9 - Stress state of the shaft before (a) and after (b) optimization

This completes the shaft optimization and then we proceed to build a design model of the tool body (bearing), changing the parameters obtained after optimizing the shaft design. Using the components of the reference reactions from the strength calculation, we obtain the design scheme of the bearing assembly (Figure 10).

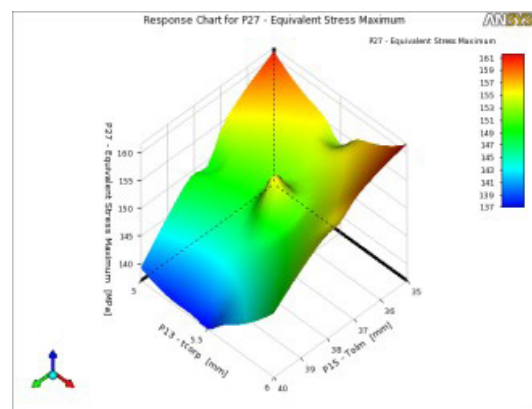


a) the first bearing; b) the second bearing  
Figure 10 - Diagram of reaction forces

By the same algorithm, we determine the response surfaces (the maximum Mises stresses) from the main parameters (Figure 11).



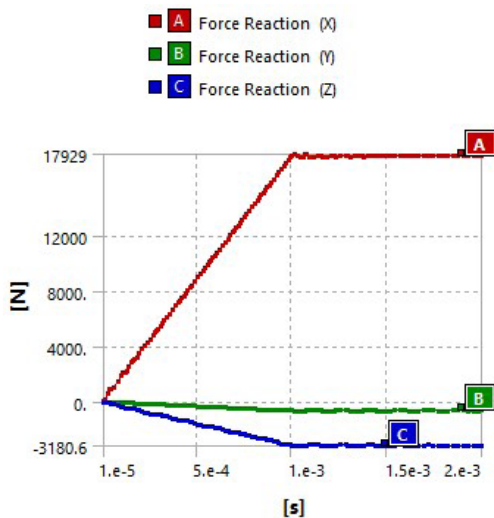
(a)



(b)

a - from the bottom thickness and neck thickness;  
b - from the bottom thickness and wall thickness

Figure 11 - Response surfaces



(a)

On the figure below, the first option is the most optimal from the presented candidate points since the input parameters in it, namely the dimensions of the tool body, are minimized and the resultant stress is in the specified limit of allowed values (Figure 12).

Table of Schematic D4: Optimization , Candidate: Points								
	A	B	C	D	E	F	G	H
1	Reference	Name	P13 - tcorp (mm)	P14 - rcorp (mm)	P15 - Tolm (mm)		P27 - Equivalent Stress Maximum (MPa)	
2					Parameter Value	Variation from Reference	Parameter Value	Variation from Reference
3	<input type="radio"/>	Candidate Point 1	6	5.8618	35	-0.01%	163	1.49%
4	<input checked="" type="radio"/>	Candidate Point 2	5.0005	5.0005	35.003	0.00%	160.61	0.00%
5	<input type="radio"/>	Candidate Point 3	5.2435	5.8091	35.009	0.02%	155.19	-3.37%
6	<input type="radio"/>	Candidate Point 4	5.9725	5.2026	35.012	0.03%	157.57	-1.89%
7	<input type="radio"/>	Candidate Point 5	5.4865	5.4048	35.016	0.04%	154.81	-3.61%

Figure 12 - Candidate points of the body parameters

Figure 13 shows the Mises stress in the body after optimization.

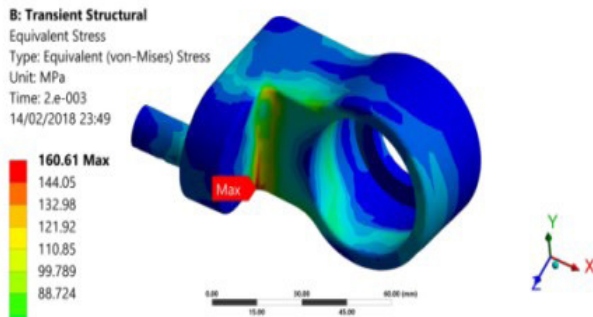


Figure 13 - The Mises stress in the body after optimization

Б.С. Доненбаев<sup>1</sup>, К.Т. Шеров<sup>2</sup>, М.Р. Сихимбаев<sup>3</sup>,  
Б.Н. Абсадыков<sup>4</sup>, Н.Ж. Карсакова<sup>5</sup>

<sup>1,2,5</sup>Қарағанды техникалық университеті, Қарағанды, Қазақстан

<sup>3</sup>Қазтұтынуодағы Қарағанды экономикалық университеті, Қарағанды, Қазақстан

<sup>4</sup>Ә.Б. Бектұров атындағы химия ғылымдары институты, Алматы, Қазақстан

**РОТАЦИЯЛЫҚ-ФРИКЦИЯЛЫҚ БҰРҒЫЛАУҒА АРНАЛҒАН ҚҰРАЛ  
КОНСТРУКЦИЯСЫН ANSYS WB КӨМЕГІМЕН  
ПАРАМЕТРЛІК ОҢТАЙЛАНДЫРУ**

**Аннотация.** Авторлар үлкен тесіктерді айналмалы үйкеліс үшін өздігінен айналатын шыныаяқ кескіші бар айналмалы үйкеліс құралының арнайы дизайнын жасады. Мақалада ANSYS WB-де виртуалды эксперименттер арқылы айналмалы үйкеліс құралының кернеулі компоненттерін параметрлік оңтайландыру нәтижелері келтірілген.

Авторлар кесу күшінің құрамдас бөліктерін үлкен диаметрлі тесікті бұрғылау процесінде байланыс күші ретінде 20 градус болатын шыныаяқ кескіштің ең нашар күйінде болжап, есептелген модель жасады. Джонсон-Кук моделін тор элементтерін бұзу критерийі ретінде қолдана отырып, тесікті өңдеу нәтижесінде пайда болатын кесу күштерінің проекциясы алынды. Кіріс және шығыс параметрлері (кернеулер) арасындағы қатынас орнатылады, оңтайландыру критерийлері белгіленеді және құралдың кернеуінің оңтайлы параметрлері таңдалады. Сондай-ақ, бастапқы сәтте күштің орташа мәні (дайындамаға кесу) сызықтық түрде өзгеріп, содан кейін тұрақты болып қалатыны анықталды.

Параметрлік оңтайландыру идеясы бірнеше виртуалды зерттеулер жүргізу болды, онда негізгі өлшемдердің өзгеруінің мүмкін диапазоны көрсетілген және оңтайландыру өлшемдері берілген,

кандидаттардан құрал дизайнының оңтайлы параметрлері таңдалған.

Оңтайландыру әдісі прототиптерді сынақтан өткізуге және оларды кейіннен жетілдіруге байланысты қымбат және ұзақ болатын жобалау циклын айналып өтеді.

**Түйін сөздер:** айналушы үйкеліс құрал, үлкен тесіктерді өңдеу, табақшалы кескіш, параметрлерді оңтайландыру, кесу күші, мойынтірек қондырғысы, есептеу үлгісі, кернеу.

**Б.С. Доненбаев<sup>1</sup>, К.Т. Шеров<sup>2</sup>, М.Р. Сихимбаев<sup>3</sup>,  
Б.Н. Абсадыков<sup>4</sup>, Н.Ж. Карсакова<sup>5</sup>**

<sup>1,2,5</sup>Қарагандинский технический университет, Караганда, Казахстан

<sup>3</sup>Қарагандинский экономический университет Казпотребсоюза, Караганда, Казахстан

<sup>4</sup>Институт химических наук имени А.Б. Бектурова, Алматы, Казахстан

## ПАРАМЕТРИЧЕСКАЯ ОПТИМИЗАЦИЯ СРЕДСТВАМИ ANSYS WB В КОНСТРУКЦИИ-ИНСТРУМЕНТА ДЛЯ РОТАЦИОННО-ФРИКЦИОННОГО РАСТАЧИВАНИЯ

**Аннотация.** В современном машиностроении одной из актуальных проблем является обработка больших отверстий, к которым предъявляются высокие требования по точности размера, формы и расположения. Чаще всего на производстве обработка больших отверстий осуществляется расточными инструментами. Обработка этими инструментами сопряжена с рядом трудностей, обусловленных, прежде всего, низкой жесткостью инструмента, сложностью подвода в зону резания смазочно-охлаждающей жидкости (СОЖ) и отвода пульпы (смеси стружки и СОЖ). Это приводит к снижению точности и производительности обработки, а также стойкости инструмента.

Авторы спрогнозировали составляющие силы резания в наихудшем положении чашечной фрезы, которая составляла 20 градусов как контактные силы в процессе расточки отверстия большого диаметра и построили расчетную модель. Используя модель Джонсона-Кука в качестве критерия разрушения элементов сетки, были получены проекции сил резания, возникающих в результате обработки отверстия. Устанавливается соотношение между входными и выходными параметрами (напряжениями), задаются критерии оптимизации и выбираются оптимальные параметры составляющих напряжений инструмента. Так же установлено, что усредненные значения силы в начальный момент (врезания в заготовку) меняются линейно, затем становятся практически постоянными.

Достоверность модели подтверждает чувствительность силы и температуры резания к изменению скорости резания в соответствии с современными представлениями: с увеличением скорости резания сила резания уменьшается, а температура повышается. Метод оптимизации обходит цикл проектирования, который является дорогостоящим и длительным из-за проведения испытаний прототипов и последующей их доработки.

**Ключевые слова:** вращающийся фрикционный инструмент, обработка больших отверстий, чашечный резец, оптимизация параметров, сила резания, посадка подшипника, расчетная модель, напряжение.

### Information about the authors:

Donenbaev Bakytzhan Serikovich - PhD, Senior Lecturer, Karaganda Technical University, Karaganda, Kazakhstan. E-mail: bahytshan09@mail.ru; ORCID: <https://orcid.org/0000-0001-6923-3476>

Sherov Karibek Tagayevich – Doctor of Engineering Sciences, Professor, Karaganda Technical University, Karaganda, Kazakhstan; E-mail: shkt1965@mail.ru, ORCID: <https://orcid.org/0000-0003-0209-180X>

Sikhimbayev Muratbay Ryzdikbayevich – Doctor of Economic Sciences, Professor, Karaganda Economic University of Kazpotrebsoyuz, Karaganda, Kazakhstan; E-mail: smurat@yandex.ru, ORCID: <https://orcid.org/0000-0002-8763-6145>

Absadykov Bakhyt Narikbayevich – Doctor of Technical Sciences, Professor, the Corresponding member of National Academy of Sciences of the Republic of Kazakhstan, A. B. Bekturov Institute of Chemical Sciences, Almaty, Kazakhstan; E-mail: b\_absadykov@mail.ru, ORCID: <https://orcid.org/0000-0001-7829-0958>

Karsakova Nurgul Zholaevna - doctoral student, Karaganda Technical University, Karaganda, Kazakhstan. E-mail: karsakova-87@mail.ru, ORCID: <https://orcid.org/0000-0003-2002-1557>

### References

- [1] Sherov, K.T., Sikhimbayev M.R., Donenbayev B.S., Sagitov A.A., Ainabekova S.S. (2017) Experimental Research of Rotational-and-Frictional Boring of Big Holes in Large Parts / *Journal of Theoretical and Applied Mechanics*, Sofia, Vol. 47, No. 4 pp.23-36. <https://doi.org/10.1515/jtam-2017-0018> (in Eng.).
- [2] Sherov, K.T., Sikhimbayev M.R., Sherov A.K., Mazdubay A.V., Rakishev A.K. et al. (2017) Mathematical modeling of thermofrictional milling process using ANSYS WB software / *Journal of Theoretical and Applied Mechanics*, Sofia, Vol. 47, No. 2. pp. 24-33. <https://doi.org/10.1515/jtam-2017-0008> (in Eng.).
- [3] Rakishev, A. K. (2017) Studying the rotary friction method of turning non-ferrous materials, *Mechanics and Technology*, "Taraz University" of Dulati TarSU, No. 2. pp.16-24. (in Russian).
- [4] Sherov K.T., Sikhimbayev M.R., Absadykov B.N., Sikhimbayeva D.R., Buzauova T.M., Karsakova N.G., Gabdysalyk R. Control actuators's accuracy improvement and reduction of labor content in adapting of ways of metalcutting tools // *News of the National Academy of Sciences of the Republic of Kazakhstan. Series of geology and technical sciences*. 2018. Vol. 6, N 432. P. 170-179. <https://doi.org/10.32014/2018.2518-170x.47>, ISSN 2518-170X. (Online), ISSN 2224-5278 (Print). (in Eng.).
- [5] Sherov K.T., Sikhimbayev M.R., Nasad T.G., Absadykov B.N., Izotova A.S., Okimbayeva A.E., Kuanov I.S. (2020) The research of the steel cutting blade reliability for thermo-frictional processing // *News of the National Academy of Sciences of the Republic of Kazakhstan. Series of geology and technical sciences*. 2020. Volume 1, Number 439, P.122 – 130. <https://doi.org/10.32014/2020.2518-170X.15> ISSN 2518-170X. (Online), ISSN 2224-5278 (Print). (in Eng.).
- [6] Nasad T.G., Sherov K.T., Absadykov B.N., Tusupova S.O., Sagitov A.A., Abdugaliyeva G.B., Okimbayeva A.E. Formation management in parts processing regenerated by surfacing // *News of the National Academy of Sciences of the Republic of Kazakhstan. Series of geology and technical sciences*. 2019. Vol. 3, N 435. P. 102-108. <https://doi.org/10.32014/2019.2518-170x.74>, ISSN 2518-170X. (Online), ISSN 2224-5278 (Print). (in Eng.).
- [7] Malkov, V. (1981) Optimization of elastic systems, Moscow Science. p.288 (in Russian).
- [8] Lazarev, I. (1974) Mathematical methods of optimal design of structures, Novosibirsk. p.190 (in Russian).
- [9] Kalyanmoy, D. (2001) Multi-Objective Optimization Using Evolutionary Algorithms. Chichester, England: John Wiley & Sons p.518 (in Russian).
- [10] Bendsoe, M. (1989) Optimal shape design as a material distribution problem, *Structural and Multidisciplinary optimization*, Issue 1, pp.193-202. (in Eng.).
- [11] Syssoyeva, V. Optimization algorithms of topology of power structures, *Scientific notes of TSAGI*, No. 2 (2011) pp.91-102 (in Russian).
- [12] Vanderplaats, G. An efficient feasible directions algorithm for design synthesis, *AIAA Journal*. Vol. 22. (1984) pp.1633-1640. (in Eng.).
- [13] Komarov, V. (2014) Optimization of spatial high-load units of aircraft structures, *Proceedings of the XI all-Russian conference on new technologies*, Miass, pp.97-107 (in Russian).
- [14] Kroger, M. and Zarei, H. (2010) Crashworthiness investigation and optimization of empty and foam filled composite crash box, *Woven Fabric Engineering*. InTech, pp.343-362. (in Eng.).
- [15] Bruyaka, V. (2013) *Engineering Analysis in Ansys Workbench: Tutorial*, Samara, p.148.
- [16] Krivoruchko, D. and Zaloga, V. (2012) Modeling the cutting processes the finite element method: methodological foundations: Monograph, Sumy: University Book, p.496 (in Russian).
- [17] Dudak N., Taskarina A., Kasenov, A., Itybaeva, G., Mussina, Z., Abishev K., Mukanov R. (2017) Hole Machining Based on Using an Incisive Built-Up Reamer // *International Journal of Precision Engineering and Manufacturing*, Volume 18, Issue 10, Pages 1425-1432. <https://doi.org/10.1007/s12541-017-0170-9> (in Eng.).
- [18] Mukanov R. B., Kasenov, A.Z., Itybaeva G. T., Musina Zh. K., Abishev K., Bykov P. O. (2019) Face Turning of Holes // *Russian Engineering Research*, Volume 39, Issue 1, Pages 75-78. DOI: 10.3103/S1068798X19010064 (in Eng.).
- [19] Khodzhbergenov, D.T., Ibragimova, Z.A., Khodzhbergenova, U.D. Abdukarimov A., Esirkepov A. (2019) Some aspects of software in cutting tools designing and testing / *Russian Engineering Research*. Vol. 39. pp 772-775. <https://doi.org/10.3103/S1068798X19090090> (in Eng.).
- [20] Usubamatov R., Zain Z.M., Sin T.C., Kapaeva S. (2016) Optimization of multi-tool machining processes with simultaneous action. *Int J Adv Manuf Technol* 82, 1227–1239. <https://doi.org/10.1007/s00170-015-6920-x> (in Eng.).
- [21] Ducobu F., Filippi E., Riviere-Lorphevre E. (2009) Modelisation de l'influence de la profondeur de coupe en micro-coupe orthogonale. // 19eme Congres Francais de Mecanique, Marseille. P.251. (in Eng.).
- [22] Nasad T.G., Kochetkov A.V. (2016) Highly Efficient Methods of Machining Titanium for Oil-Gas Drilling Equipment. *Chem Petrol Eng* 52: 227–230. <https://doi.org/10.1007/s10556-016-0179-4> (in Eng.).
- [23] Zhunusbekova Zh.Zh, Kadyrov A.S. (2016) Study of digging machine flat element loading in clay solution / *Journal "Naukovyi Visnyk Natsionalnoho Hirnychoho Universytetu"* Volume №2 (152), P.30-33. (in Eng.).
- [24] Ganyukov A.A., Kadyrov A.S., Balabekova K.G., Kurmasheva B.K. (2018) Tests and calculations of structural elements of temporary bridges / *Roads and Bridges - Drogi i Mosty* 17 215 - 226 DOI: 10.7409/rabdim.018.014 (in Eng.).
- [25] Kadyrov A.S., Ganyukov A.A., Imanov M., Balabekova K.G. (2019) Calculation of constructive elements of mobile overpass / *Current science*. Volume 116, Number 9, P.1544-1550. DOI: 10.18520/cs/v116/i9/1544-1550 (in Eng.).

---



---

**МАЗМУНЫ-СОДЕРЖАНИЕ-CONTENTS**

Abishova A.S., Bokanova A.A., Kamardin A.I., Mataev U.M. , Meshcheryakova T.Y. DEVELOPMENT OF OPTIMAL CONDITIONS FOR OBTAINING OZONE FOR DECONTAMINATION OF WAREHOUSE AIR.....	6
Абсаметов Д.М., Рабат О.Ж., Байнатов Ж.Б., Жатканбаева Э.А., Тавшавадзе Б.Т. МЕТОДЫ РАСЧЕТА НАДЕЖНОСТИ КОНСТРУКЦИИ ОГРАЖДЕНИЯ ПОЛОС ВСТРЕЧНЫХ ДВИЖЕНИЙ ТРАНСПОРТА.....	12
N. Dolzhenko, E Mailyanova, I.Assilbekova, Z.Konakbay DESIGN FEATURES OF MODERN FLIGHT SIMULATION DEVICES, MOBILITY SYSTEMS AND VISUALIZATION SYSTEMS.....	17
Donenbaev B.S., Sherov K.T., Sikhimbayev M.R., Absadykov B.N., Karsakova N.Zh. USING ANSYS WB FOR OPTIMIZING PARAMETERS OF A TOOL FOR ROTARY FRICTION BORING.....	22
Dzhalalov G.I., Kunayeva G.E. Moldabayev G.Zh. FLUID INFLUX TO A BATTERY OF INCOMPLETE HORIZONTALLY BRANCHED WELLS IN DEFORMED FORMATION.....	29
Elman Kh. Iskandarov IMPROVING THE EFFICIENCY OF THE FUNCTIONING OF GAS PIPELINES, TAKING INTO ACCOUNT THE STRUCTURAL FEATURES OF GAS FLOWS.....	34
Zhantayev Zh.Sh., Zholtayev G.Zh., Iskakov B., Gaipova A. GEOMECHANICAL MODELING OF STRUCTURES OIL AND GAS FIELDS.....	40
Faiz N.S., Satayev M.I., Azimov A.M., Shapalov Sh.K., Turguldinova S.A. LOCAL MONITORING OF THE ENVIRONMENTAL SITUATION IN RESIDENTIAL AREAS WITH HIGH LEVELS OF ELECTROMAGNETIC RADIATION.....	46
Fitryane Lihawa, Ahmad Zainuri, Indriati Martha Patuti, Aang Panji Permana, I Gusti N.Y. Pradana THE ANALYSIS OF SLIDING SURFACE IN ALO WATERSHED, GORONTALO DISTRICT, INDONESIA.....	53
Kaliyeva N.A., Akbassova A.D., Ali Ozler Mehmet, Sainova G.A. ASSESSMENT OF LAND RESOURCE POTENTIAL AND SOLID WASTE RECYCLING METHODS.....	59
Kanayev A.T., Jaxymbetova M.A., Kossanova I.M. QUANTITATIVE ASSESSMENT OF THE YIELD STRESS OF FERRITE-PEARLITIC STEELS BY STRUCTURE PARAMETERS.....	65
Kostenko V., Zavialova O., Pozdieiev S., Kostenko T., Vinyukov A. SUBSTANTIATION OF DESIGN PARAMETERS OF COAL DUST EXPLOSION CONTAINMENT SYSTEM.....	72
Космбаева Г.Т., Аубакиров Е.А., Тастанова Л.К., Орынбасар Р.О., Уразаков К.Р. СИСТЕМЫ ОЦЕНКИ И УПРАВЛЕНИЯ РЕСУРСАМИ УГЛЕВОДОРОДОВ (PRMS).....	80
Kozbagarov R.A., Kamzanov N.S., Akhmetova Sh.D., Zhussupov K.A., Dainova Zh.Kh. IMPROVING THE METHODS OF MILLING GAUGE ON HIGHWAYS.....	87

Kozykeyeva A.T., Mustafayev Zh.S., Tastemirova B.E., Jozef Mosiej SPECIFIC FEATURES OF FLOW FORMATION AND WATER USE IN THE CATCHMENT AREAS IN THE TOBOL RIVER BASIN.....	94
Khizirova M.A., Chezhimbayeva K.S., Mukhamejanova A.D., Manbetova Zh.D., Ongar B. USING OF VIRTUAL PRIVATE NETWORK TECHNOLOGY FOR SIGNAL TRANSMISSION IN CORPORATE NETWORKS.....	100
Marynych I., Serdiuk O., Ruban S., Makarenko O. PRESENTATION OF CRUSHING AND GRINDING COMPLEX AS SYSTEM WITH DISTRIBUTED PARAMETERS FOR ADAPTIVE CONTROL OF ORE DRESSING PROCESSES.....	104
Novruzova S.G., Fariz Fikret Ahmed, E.V. Gadashova CAUSES AND ANALYSIS OF WATER ENCROACHMENT OF SOME OFFSHORE FIELDS PRODUCTS OF AZERBAIJAN.....	112
Rakhadilov B.K., Buitkenov D.B., Kowalewski P., Stepanova O.A., Kakimzhanov D. MODIFICATION OF COATINGS BASED ON Al <sub>2</sub> O <sub>3</sub> WITH CONCENTRATED ENERGY FLOWS.....	118
Tergemes K.T., Karassayeva A. R., Sagyndikova A. Zh, Orzhanova Zh.K., Shuvalova E STABILITY OF ANONLINEAR SYSTEM «FREQUENCY CONVERTER-ASYNCHRONOUS MOTOR».....	124
Chyrkun D., Levdanskiy A., Yarmolik S., Golubev V., Zhumadullayev D. INTEGRATED STUDY OF THE EFFICIENCY OF GRINDING MATERIAL IN AN IMPACT-CENTRIFUGAL MILL.....	129

---

---

**Publication Ethics and Publication Malpractice  
in the journals of the National Academy of Sciences of the Republic of Kazakhstan**

For information on Ethics in publishing and Ethical guidelines for journal publication see <http://www.elsevier.com/publishingethics> and <http://www.elsevier.com/journal-authors/ethics>.

Submission of an article to the National Academy of Sciences of the Republic of Kazakhstan implies that the described work has not been published previously (except in the form of an abstract or as part of a published lecture or academic thesis or as an electronic preprint, see <http://www.elsevier.com/postingpolicy>), that it is not under consideration for publication elsewhere, that its publication is approved by all authors and tacitly or explicitly by the responsible authorities where the work was carried out, and that, if accepted, it will not be published elsewhere in the same form, in English or in any other language, including electronically without the written consent of the copyright-holder. In particular, translations into English of papers already published in another language are not accepted.

No other forms of scientific misconduct are allowed, such as plagiarism, falsification, fraudulent data, incorrect interpretation of other works, incorrect citations, etc. The National Academy of Sciences of the Republic of Kazakhstan follows the Code of Conduct of the Committee on Publication Ethics (COPE), and follows the COPE Flowcharts for Resolving Cases of Suspected Misconduct ([http://publicationethics.org/files/u2/New\\_Code.pdf](http://publicationethics.org/files/u2/New_Code.pdf)). To verify originality, your article may be checked by the Cross Check originality detection service <http://www.elsevier.com/editors/plagdetect>.

The authors are obliged to participate in peer review process and be ready to provide corrections, clarifications, retractions and apologies when needed. All authors of a paper should have significantly contributed to the research.

The reviewers should provide objective judgments and should point out relevant published works which are not yet cited. Reviewed articles should be treated confidentially. The reviewers will be chosen in such a way that there is no conflict of interests with respect to the research, the authors and/or the research funders.

The editors have complete responsibility and authority to reject or accept a paper, and they will only accept a paper when reasonably certain. They will preserve anonymity of reviewers and promote publication of corrections, clarifications, retractions and apologies when needed. The acceptance of a paper automatically implies the copyright transfer to the National Academy of Sciences of the Republic of Kazakhstan.

The Editorial Board of the National Academy of Sciences of the Republic of Kazakhstan will monitor and safeguard publishing ethics.

Правила оформления статьи для публикации в журнале смотреть на сайтах:

**[www:nauka-nanrk.kz](http://www.nauka-nanrk.kz)**

**<http://www.geolog-technical.kz/index.php/en/>**

**ISSN 2518-170X (Online),  
ISSN 2224-5278 (Print)**

Редакторы: *М. С. Ахметова, Р. Ж. Мрзабаева, Д. С. Аленов*  
Верстка на компьютере *В.С. Зикирбаева*

Подписано в печать 15.06.2021.  
Формат 60x881/8. Бумага офсетная. Печать – ризограф.  
4,6 п.л. Тираж 211. Заказ 3.

---

*Национальная академия наук РК  
050010, Алматы, ул. Шевченко, 28, т. 272-13-18, 272-13-19*