

ISSN 2518-170X (Online),
ISSN 2224-5278 (Print)

ҚАЗАҚСТАН РЕСПУБЛИКАСЫ
ҰЛТТЫҚ ҒЫЛЫМ АКАДЕМИЯСЫНЫҢ

Х А Б А Р Л А Р Ы

ИЗВЕСТИЯ

НАЦИОНАЛЬНОЙ АКАДЕМИИ НАУК
РЕСПУБЛИКИ КАЗАХСТАН

NEWS

OF THE ACADEMY OF SCIENCES
OF THE REPUBLIC OF KAZAKHSTAN

ГЕОЛОГИЯ ЖӘНЕ ТЕХНИКАЛЫҚ ҒЫЛЫМДАР
СЕРИЯСЫ



СЕРИЯ
ГЕОЛОГИИ И ТЕХНИЧЕСКИХ НАУК



SERIES
OF GEOLOGY AND TECHNICAL SCIENCES

4 (424)

ШІЛДЕ – ТАМЫЗ 2017 ж.
ИЮЛЬ – АВГУСТ 2017 г.
JULY – AUGUST 2017

ЖУРНАЛ 1940 ЖЫЛДАН ШЫҒА БАСТАҒАН
ЖУРНАЛ ИЗДАЕТСЯ С 1940 г.
THE JOURNAL WAS FOUNDED IN 1940.

ЖЫЛЫНА 6 РЕТ ШЫҒАДЫ
ВЫХОДИТ 6 РАЗ В ГОД
PUBLISHED 6 TIMES A YEAR

АЛМАТЫ, ҚР ҰҒА
АЛМАТЫ, НАН РК
ALMATY, NAS RK

Б а с р е д а к т о р ы

э. ғ. д., профессор, ҚР ҰҒА академигі

И.К. Бейсембетов

Бас редакторының орынбасары

Жолтаев Г.Ж. проф., геол.-мин. ғ. докторы

Р е д а к ц и я а л қ а с ы:

Абаканов Т.Д. проф. (Қазақстан)
Абишева З.С. проф., академик (Қазақстан)
Алиев Т. проф., академик (Әзірбайжан)
Бакиров А.Б. проф., (Қырғыстан)
Беспәев Х.А. проф. (Қазақстан)
Бишимбаев В.К. проф., академик (Қазақстан)
Буктуков Н.С. проф., академик (Қазақстан)
Булат А.Ф. проф., академик (Украина)
Ганиев И.Н. проф., академик (Тәжікстан)
Грэвис Р.М. проф. (АҚШ)
Ерғалиев Г.Х. проф., академик (Қазақстан)
Жуков Н.М. проф. (Қазақстан)
Кенжалиев Б.К. проф. (Қазақстан)
Қожахметов С.М. проф., академик (Қазақстан)
Конторович А.Э. проф., академик (Ресей)
Курскеев А.К. проф., академик (Қазақстан)
Курчавов А.М. проф., (Ресей)
Медеу А.Р. проф., академик (Қазақстан)
Мұхамеджанов М.А. проф., корр.-мүшесі (Қазақстан)
Нигматова С.А. проф. (Қазақстан)
Оздоев С.М. проф., академик (Қазақстан)
Постолатий В. проф., академик (Молдова)
Ракишев Б.Р. проф., академик (Қазақстан)
Сейтов Н.С. проф., корр.-мүшесі (Қазақстан)
Сейтмуратова Э.Ю. проф., корр.-мүшесі (Қазақстан)
Степанец В.Г. проф., (Германия)
Хамфери Дж.Д. проф. (АҚШ)
Штейнер М. проф. (Германия)

«ҚР ҰҒА Хабарлары. Геология мен техникалық ғылымдар сериясы».

ISSN 2518-170X (Online),

ISSN 2224-5278 (Print)

Меншіктенуші: «Қазақстан Республикасының Ұлттық ғылым академиясы» РҚБ (Алматы қ.).

Қазақстан республикасының Мәдениет пен ақпарат министрлігінің Ақпарат және мұрағат комитетінде 30.04.2010 ж. берілген №10892-Ж мерзімдік басылым тіркеуіне қойылу туралы куәлік.

Мерзімділігі: жылына 6 рет.

Тиражы: 300 дана.

Редакцияның мекенжайы: 050010, Алматы қ., Шевченко көш., 28, 219 бөл., 220, тел.: 272-13-19, 272-13-18, <http://nauka-nanrk.kz/geology-technical.kz>

© Қазақстан Республикасының Ұлттық ғылым академиясы, 2017

Редакцияның Қазақстан, 050010, Алматы қ., Қабанбай батыра көш., 69а.

мекенжайы: Қ. И. Сәтбаев атындағы геология ғылымдар институты, 334 бөлме. Тел.: 291-59-38.

Типографияның мекенжайы: «Аруна» ЖК, Алматы қ., Муратбаева көш., 75.

Г л а в н ы й р е д а к т о р
д. э. н., профессор, академик НАН РК

И. К. Бейсембетов

Заместитель главного редактора

Жолтаев Г.Ж. проф., доктор геол.-мин. наук

Р е д а к ц и о н н а я к о л л е г и я:

Абаканов Т.Д. проф. (Казахстан)
Абишева З.С. проф., академик (Казахстан)
Алиев Т. проф., академик (Азербайджан)
Бакиров А.Б. проф., (Кыргызстан)
Беспаяев Х.А. проф. (Казахстан)
Бишимбаев В.К. проф., академик (Казахстан)
Буктуков Н.С. проф., академик (Казахстан)
Булат А.Ф. проф., академик (Украина)
Ганиев И.Н. проф., академик (Таджикистан)
Грэвис Р.М. проф. (США)
Ергалиев Г.Х. проф., академик (Казахстан)
Жуков Н.М. проф. (Казахстан)
Кенжалиев Б.К. проф. (Казахстан)
Кожаметов С.М. проф., академик (Казахстан)
Конторович А.Э. проф., академик (Россия)
Курскеев А.К. проф., академик (Казахстан)
Курчавов А.М. проф., (Россия)
Медеу А.Р. проф., академик (Казахстан)
Мухамеджанов М.А. проф., чл.-корр. (Казахстан)
Нигматова С.А. проф. (Казахстан)
Оздоев С.М. проф., академик (Казахстан)
Постолатий В. проф., академик (Молдова)
Ракишев Б.Р. проф., академик (Казахстан)
Сейтов Н.С. проф., чл.-корр. (Казахстан)
Сейтмуратова Э.Ю. проф., чл.-корр. (Казахстан)
Степанец В.Г. проф., (Германия)
Хамфери Дж.Д. проф. (США)
Штейнер М. проф. (Германия)

«Известия НАН РК. Серия геологии и технических наук».

ISSN 2518-170X (Online),

ISSN 2224-5278 (Print)

Собственник: Республиканское общественное объединение «Национальная академия наук Республики Казахстан (г. Алматы)

Свидетельство о постановке на учет периодического печатного издания в Комитете информации и архивов Министерства культуры и информации Республики Казахстан №10892-Ж, выданное 30.04.2010 г.

Периодичность: 6 раз в год

Тираж: 300 экземпляров

Адрес редакции: 050010, г. Алматы, ул. Шевченко, 28, ком. 219, 220, тел.: 272-13-19, 272-13-18,

<http://наука-нанрк.kz/geology-technical.kz>

© Национальная академия наук Республики Казахстан, 2017

Адрес редакции: Казахстан, 050010, г. Алматы, ул. Кабанбай батыра, 69а.

Институт геологических наук им. К. И. Сатпаева, комната 334. Тел.: 291-59-38.

Адрес типографии: ИП «Аруна», г. Алматы, ул. Муратбаева, 75

E d i t o r i n c h i e f

doctor of Economics, professor, academician of NAS RK

I. K. Beisembetov

Deputy editor in chief

Zholtayev G.Zh. prof., dr. geol-min. sc.

E d i t o r i a l b o a r d:

Abakanov T.D. prof. (Kazakhstan)
Abisheva Z.S. prof., academician (Kazakhstan)
Aliyev T. prof., academician (Azerbaijan)
Bakirov A.B. prof., (Kyrgyzstan)
Bespayev Kh.A. prof. (Kazakhstan)
Bishimbayev V.K. prof., academician (Kazakhstan)
Buktukov N.S. prof., academician (Kazakhstan)
Bulat A.F. prof., academician (Ukraine)
Ganiyev I.N. prof., academician (Tadjikistan)
Gravis R.M. prof. (USA)
Yergaliev G.Kh. prof., academician (Kazakhstan)
Zhukov N.M. prof. (Kazakhstan)
Kenzhaliyev B.K. prof. (Kazakhstan)
Kozhakhmetov S.M. prof., academician (Kazakhstan)
Kontorovich A.Ye. prof., academician (Russia)
Kurskeyev A.K. prof., academician (Kazakhstan)
Kurchavov A.M. prof., (Russia)
Medeu A.R. prof., academician (Kazakhstan)
Muhamedzhanov M.A. prof., corr. member. (Kazakhstan)
Nigmatova S.A. prof. (Kazakhstan)
Ozdoyev S.M. prof., academician (Kazakhstan)
Postolatii V. prof., academician (Moldova)
Rakishev B.R. prof., academician (Kazakhstan)
Seitov N.S. prof., corr. member. (Kazakhstan)
Seitmuratova Ye.U. prof., corr. member. (Kazakhstan)
Stepanets V.G. prof., (Germany)
Humphery G.D. prof. (USA)
Steiner M. prof. (Germany)

News of the National Academy of Sciences of the Republic of Kazakhstan. Series of geology and technology sciences.

ISSN 2518-170X (Online),

ISSN 2224-5278 (Print)

Owner: RPA "National Academy of Sciences of the Republic of Kazakhstan" (Almaty)

The certificate of registration of a periodic printed publication in the Committee of information and archives of the Ministry of culture and information of the Republic of Kazakhstan N 10892-Ж, issued 30.04.2010

Periodicity: 6 times a year

Circulation: 300 copies

Editorial address: 28, Shevchenko str., of. 219, 220, Almaty, 050010, tel. 272-13-19, 272-13-18,
<http://nauka-nanrk.kz/geology-technical.kz>

© National Academy of Sciences of the Republic of Kazakhstan, 2017

Editorial address: Institute of Geological Sciences named after K.I. Satpayev
69a, Kabanbai batyr str., of. 334, Almaty, 050010, Kazakhstan, tel.: 291-59-38.

Address of printing house: ST "Aruna", 75, Muratbayev str, Almaty

NEWS

OF THE NATIONAL ACADEMY OF SCIENCES OF THE REPUBLIC OF KAZAKHSTAN

SERIES OF GEOLOGY AND TECHNICAL SCIENCES

ISSN 2224-5278

Volume 4, Number 424 (2017), 108 – 114

UDC 537.533.3

A. T. Ibraev, A. B. Sagyndyk

Kazakh national research technical university named after K. I. Satpayev, Almaty, Kazakhstan.

E-mail: pok_rk@mail.ru, aiko_90@mail.ru

**NUMERICAL INVESTIGATION OF THE ABERRATIONAL
COEFFICIENTS OF A BOX SHAPED CATHODE LENS**

Abstract. In the present article, the numerical investigation of the aberration coefficients that determine the electron-optical characteristics of a three-electrode cathode lens is carried out. This paper discusses the theoretical and practical aspects of the design of new cathode electron lenses with two symmetry planes, which ensure a higher quality of focusing of charged particles, which, in their turn, leads to the improvement of the technical characteristics of analytical instruments and processing installations. It is noted that the investigated elements are used in electron microscopes, mass spectrometric devices, as well as in electron-lithographic and ion-lithographic installations of nano and micro electronic technologies. Numerical calculations of the aberration coefficients were performed according to the program for electron cathode lenses with two symmetry planes, provided that it forms a crossover. The aberration coefficients are calculated from complex formulas. In calculating the aberration coefficient, the Simpson formula was used to solve the integral, the fourth-order Runge-Kutta numerical method was used for solving the second-order differential equation. As a result of the calculations, a comparative analysis of the aberration coefficients was carried out. The three-electrode cathode lens discussed in this paper, with certain lens parameters, makes it possible to focus charged particles with the lowest values of aberrations.

Keywords: cathode lens, electron, ion, focusing, aberration, instrument.

In order to focus the electron beam in the electron-optical equipment, electronic lenses are used. When they are designed, mathematical modeling plays an important role, which allows to significantly reduce the time and money spent on experiments in order to optimize the performance of lenses. Modeling of electrostatic electronic lenses is performed in two stages: calculation of the electrostatic field and analysis of its electron-optical characteristics [1, 2].

When developing electronic optical devices and devices that include elements of electronic optics, it is very important to consider the amount of influence of each of its elements that affects the quality of the electron-optical image.

Aberrations play an important role in electronic and ion optics. In practice, they limit the possibilities of beam devices. The main aberrations that determine the resolving power of most electronic optical instruments are spherical and chromatic. They cause distortions in the image of source points located both outside the optical axis and on it. For the correction of spherical aberration the multi-electrode lenses - octupoles and sextupoles are usually used [3]. The correction of chromatic aberration up to the present time was carried out mainly with the help of superimposed electric and magnetic quadrupoles [4]. However, the use of a magnetic field has a number of disadvantages that significantly complicate the practical work with the system. The chromatic aberration of a linear image can also be corrected in a purely electrostatic lens.

The problems of aberration reduction in electrostatic lenses are investigated in many scientific works with different methods for improving aberration characteristics, such as the use of different forms of electrodes [5-7]. There are several methods for correcting chromatic and spherical aberrations in electron and ion optics by calculating the drift-transit time of image particles [8,9]. Methods for filtering the effects of spherical and chromatic aberrations of wide acceptance angle electrostatic lenses (WAAEL) are described in [10-21].

The present paper covers the numerical investigation of aberration coefficients of three-electrode cathode lenses with two symmetry planes containing a set of plane electrodes arranged symmetrically and parallel to the symmetry planes of the field.

In the Cartesian x, y, z coordinate system, the case of a three-electrode cathode lens is to be considered (Figure 1), whose cathode is located in the xy plane at the value of the third coordinate $z = 0$. It is noted that the third coordinate for the considering lens is its main optical axis. The cathode potential is assumed to be zero. Two pairs of flat plate electrodes are symmetrically positioned to the xz plane, the distance from this plane to the electrodes is assumed equal to l_y , the other two pairs of flat plate electrodes are symmetrically positioned to the yz plane at a distance l_x . In the direction of the main optical axis z , these pairs of electrodes are separated by a slit located at the xy plane with the coordinate z_1 [1].

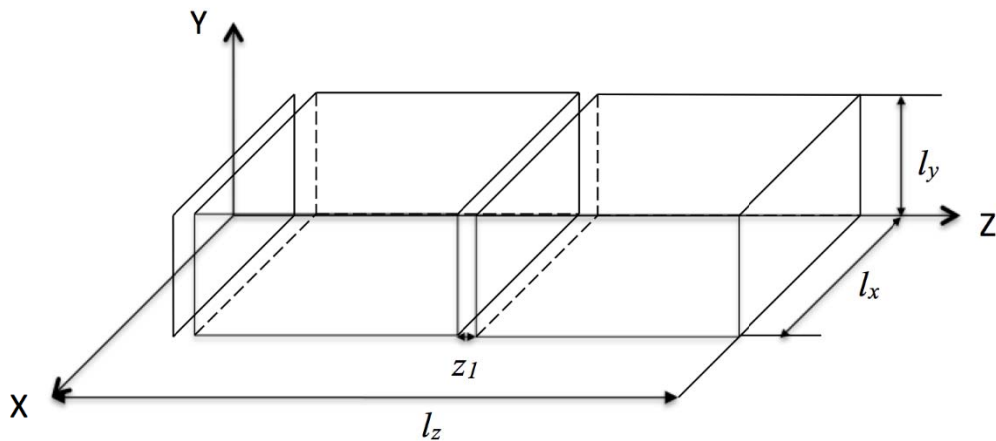


Figure 1 – Three-electrode cathode lens

Numerical calculations of the aberration coefficients were performed according to the program for electron cathode lenses with two symmetry planes, provided that the crossover was formed (Figure 2).

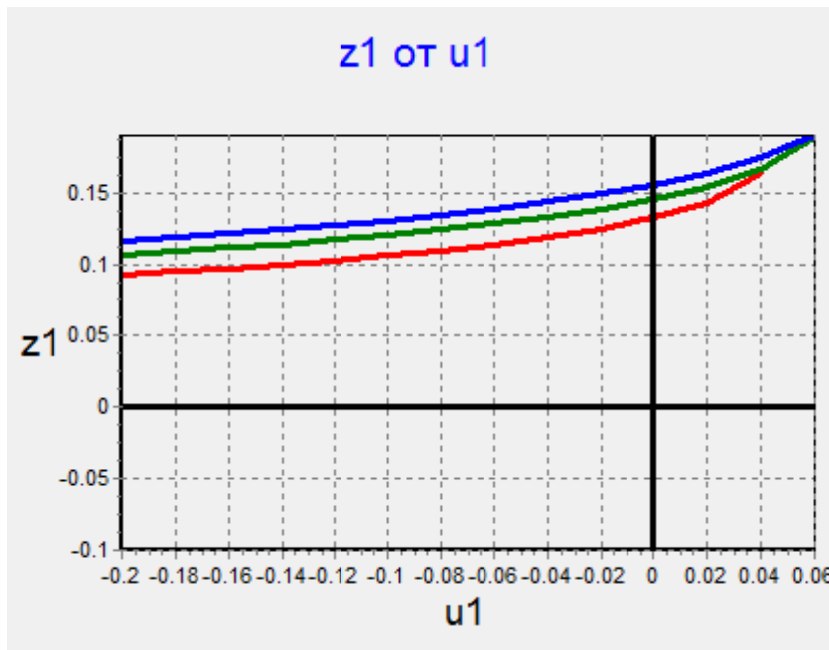


Figure 2 – Graph of conditions for the formation of a crossover of a three-electrode cathode lens

The aberration coefficients are calculated from complex formulas. For example, the aberration coefficient D_{x31} is calculated in the following way

$$D_{x31} = -\frac{1}{\Phi'_k} \cdot h_x(z_c) \cdot I_{x2} \quad (1)$$

where

$$I_{x2} = \int_{z_k}^{z_{on}} \frac{w_x}{\sqrt{\Phi}} \cdot (w_x^2 \cdot Q_8 + 2 \cdot w_x'' \cdot Q_1) dz_{on} \quad (2)$$

$$h_x = q_x \cdot \sqrt{\Phi} \quad (3)$$

where

$$Q_1 = -\Phi \cdot w_x'^2 + \varphi_{20} \cdot w_x^2 \quad (4)$$

$$Q_8 = \varphi'_{20} \cdot w_x' - 4 \cdot \varphi_{04} \cdot w_x \quad (5)$$

$$2 \cdot \Phi \cdot w_x'' + \Phi' \cdot w_x' - 2 \cdot \varphi_{20} \cdot w_x = 0 \quad (6)$$

$$2 \cdot \Phi \cdot q_x'' + 3 \cdot \Phi' \cdot q_x' + \left(\frac{3}{2} \cdot \Phi'' - 2 \cdot f_{k\theta} \right) \cdot q_x = 0 \quad (7)$$

The drift-transit time and other motion parameters of charged particles are counted from the moment of their emission from the cathode surface, on which the condition $\varphi_k = \varphi(x_k, y_k, z_k) = 0$ is satisfied. Therefore, when solving (2), an uncertainty is faced, which is eliminated by the following formula

$$\int_{z_k}^{z_{on}} \frac{\sigma}{\sqrt{\Phi}} dz_{on} = 2 \cdot \frac{\sigma(z_u)}{\Phi'_u} \cdot \sqrt{\Phi(z_u)} - 2 \cdot \int_{z_k}^{z_u} \frac{\sqrt{\Phi}}{\Phi'} \cdot \left(\sigma' - \frac{\sigma \cdot \Phi''}{\Phi'} \right) dz_{on} + \int_{z_u}^{z_{on}} \frac{\sigma(z)}{\sqrt{\Phi}} dz_{on} \quad (8)$$

Where z_k - coordinate of the cathode, z_u - coordinate of a point a few steps from the cathode.

When calculating the aberration coefficient in order to solve the integral (2), the Simpson formula was used, the fourth-order Runge-Kutta numerical method was used for solving the second-order differential equation (6), (7). The calculation of electrostatic field was performed in the article [1].

Aberration coefficients D_{xnj} and D_{ynj} ($n=2,3; j=1, 2, \dots, 12$) along the axis x and y are determined by similar formulas.

When performing the calculations the values for $u_2 = 1$, $l_y = 0.1$, $l_z = 1$ and corresponding values for u_1 and z_1 (Figure 2) were taken with the condition of crossover formation. The size of the lens is regulated by distance of electrodes l_x from the plane yz . The results of calculations of a set of aberration coefficients are presented in graphs (Figure 3 - Figure 8). In the figures, the red line corresponds to the value $l_x = 0.06$, green - $l_x = 0.08$, blue - $l_x = 0.1$. The graphs show the dependence of the aberration coefficients on the potential of the first electrode u_1 for three different values of l_x .

A number of aberration coefficients were obtained, characterized by zero or negative values ($D_{x31} - D_{x310}$, $D_{y31} - D_{y310}$ and D_{y312}). The aberration coefficient becomes positive for D_{x311} , D_{x312} and D_{y311} , but its value remains small when $l_x = l_y = 0.1$, and negative for D_{x312} as well as for D_{y312} .

Particularly interesting fact for D_{x311} and D_{y311} is that when the potential of the first electrode increases, consequently the distance between the electrodes z_1 , the value of the aberration coefficient decreases, which is characterized by a positive aberration coefficient for all three different values of l_x .

The analysis of the graphs shows that the considered three-electrode cathode lens for the certain values of applied potentials and electrode sizes makes it possible to significantly reduce the aberration values.

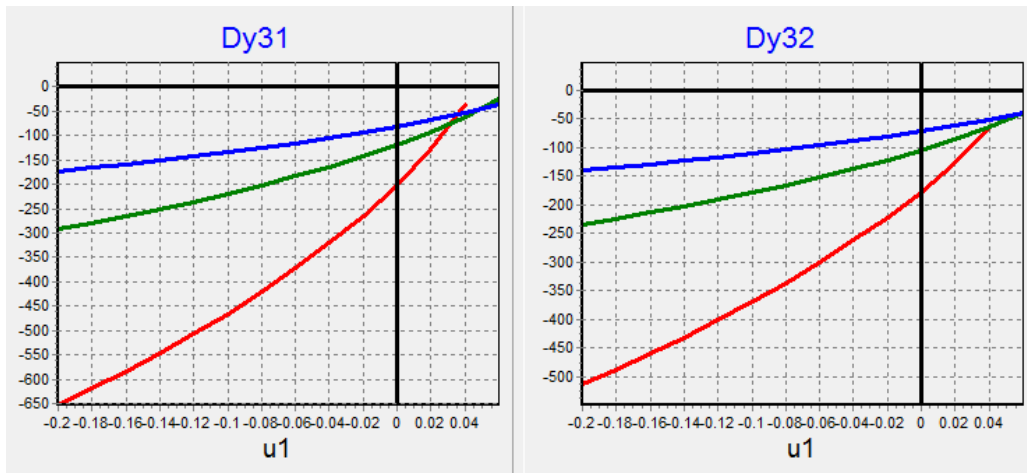


Figure 3 – Graphs of the aberration coefficients D_{y31}, D_{y32}

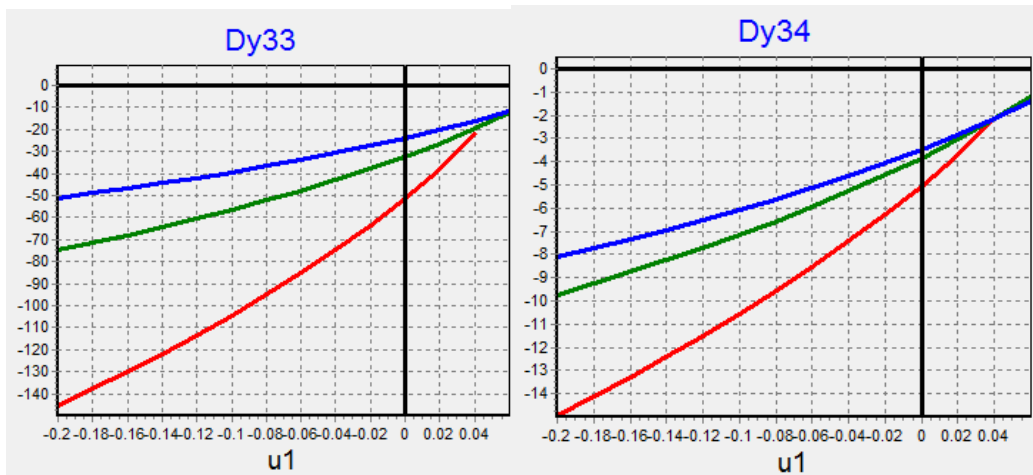


Figure 4 – Graphs of the aberration coefficients D_{y33}, D_{y34}

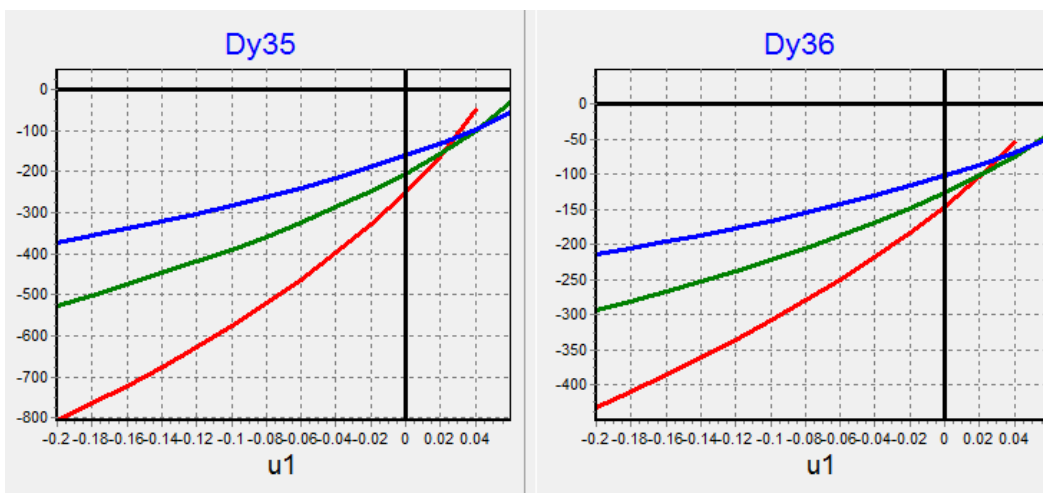


Figure 5 – Graphs of the aberration coefficients D_{y35}, D_{y36}

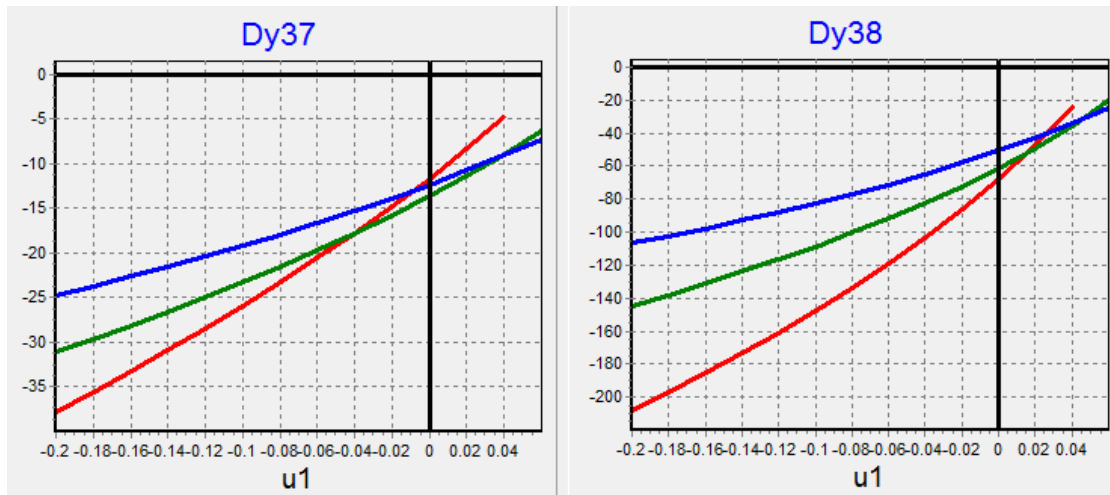


Figure 6 – Graphs of the aberration coefficients D_{y37}, D_{y38}

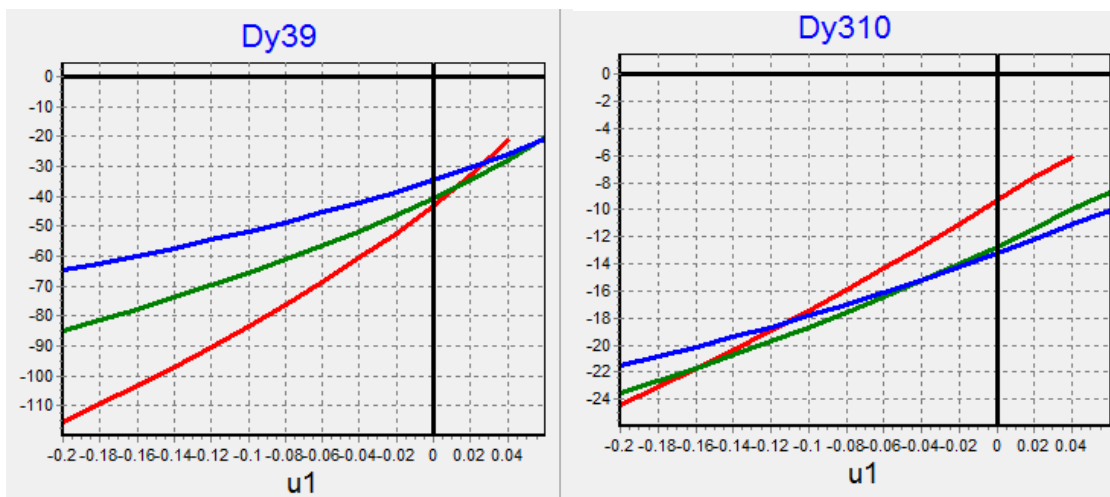


Figure 7 – Graphs of the aberration coefficients D_{y39}, D_{y310}

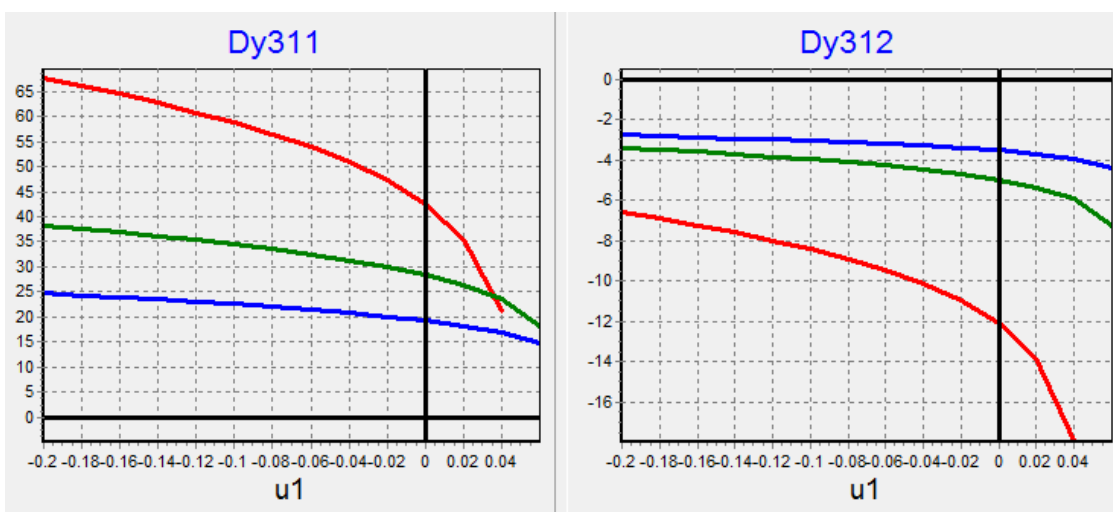


Figure 8 – Graphs of the aberration coefficients D_{y311}, D_{y312}

Properties of a cathode lens with a cylindrical shape of electrodes were investigated in [2]. The results shown in [2] indicate that an increase in the number of electrodes can give some improvement in certain types of aberrations. At the same time, a comparison of these results with similar doubly symmetric elements shows that the values for the aberrations of doubly symmetric lenses are often smaller than the values for similar aberrations in axisymmetric lenses. Thus, in a number of cases the use of focusing elements with two symmetry planes gives better conditions for the formation of electron and ion fluxes with the necessary beam focusing parameters.

REFERENCES

- [1] Ibraev AT, Sagyndyk A. (2015) The solution the Dirichlet problem for electrostatic lens with two symmetry planes [ResheniezadachiDirihledljajelektrostaticheskikhlinz s dvumjaploskostjami simmetrii]II Proceedings of the International scientific-practical conference “Information and telecommunication technologies: education, science and practice”, Almaty, Kazakhstan. P. 155. (in Russian)
- [2] Ibraev AT, Ibraev AA, Kuttybayeva AE., Sagyndyk A, Junussova D. (2015) Numerical study of focusing parameters of a five-electrode cathode lens with the rotational symmetry of the field. 2015 The 5th International Workshop on Computer Science and Engineering (WCSE 2015), Moscow, Russia. P.424.
- [3] HoksP., KasperE. (1993) Basics of electronic optics. Book 1. M.:Mir [Osnovyjelektronnooptiki. T.1. M.: Mir]. ISBN 5-03-002070-5. (in Russian)
- [4] Kel'manVM., JavorTJa. (1961) Journal of Technical Physics [Zhurnaltehnicheskofiziki] 31(12): 1439–1442. (in Russian)
- [5] FishkovaTJa. (2013) Letters to the journal of technical physics [Pis'mavzhurnaltehnicheskofiziki] 39(16): 1-5. (in Russian)
- [6] Baranova. LA., JavorTJa. (1997) Journal of Technical Physics [Zhurnaltehnicheskofiziki] 67(8): 92-96. (in Russian)
- [7] Fitzgerald JPS., Word RC., Könenkamp R. (2012) Aberrations in asymmetrical electron lenses, Ultramicroscopy, 119: 40-44. DOI: 10.1016/j.ultramic.2011/11/014
- [8] Schönhense G and Spiecker H. (2002) Correction of chromatic and spherical aberration in electron microscopy utilizing the time structure of pulsed excitation sources, J. Vac. Sci. Technol. B, 20(6): 2526–2534. DOI: 10.1116/1.1523373
- [9] Yongfeng K., Jingyi Z., Tiantong T. (2013) Calculations of time-of-flight aberrations in practical electrostatic electron lenses using the differential algebraic method, Nucl. Instrum. and Meth. Phys. Res., Sec. A., 697: 13-16. DOI: 10.1016/j.nima.2012.09.013
- [10] Fazekas Á., Daimon H., Matsuda H. and Tóth L. (2016) Filtering chromatic aberration for wide acceptance angle electrostatic lenses II – Experimental evaluation and software-based imaging energy analyzer, IEEE Trans. Image Process., 25(3): 1441–1449. DOI: 10.1109/TIP.2016.2524213
- [11] Matsuda H., Daimon H., Kato M., and Kudo M. (2005) Approach for simultaneous measurement of two-dimensional angular distribution of charged particles: Spherical aberration correction using an ellipsoidal mesh, Phys. Rev. E, 71(6): 066503-1–066503-8. DOI: 10.1103/PhysRevE.71.066503
- [12] Matsuda H. and Daimon H. (2006) Approach for simultaneous measurement of two-dimensional angular distribution of charged particles. II. Deceleration and focusing of wide-angle beams using a curved mesh lens, Phys. Rev. E, 74(3): 036501-1–036501-9. DOI: 10.1103/PhysRevE.74.036501
- [13] Matsuda H., Daimon H., Tóth L., and Matsui M. (2007) Approach for simultaneous measurement of two-dimensional angular distribution of charged particles. III. Fine focusing of wide-angle beams in multiple lens systems, Phys.Rev.E, 75(4): 046402-1–046402-5. DOI: 10.1103/PhysRevE.75.046402
- [14] Daimon H., Matsuda H., Tóth L., and Matsui F. (2007) Stereo-PEEM for three-dimensional atomic and electronic structures of microscopic materials, Surf. Sci., 601(20): 4748–4753. DOI: 10.1016/j.susc.2007.05.059
- [15] Tóth L., Matsuda H., Shimizu T., Matsui F., and Daimon H. (2008) New simple photoemission electron microscope with an energy filter, J. Vac. Soc. Jpn., 51(3): 135–137. DOI: 10.3131/jvsj2.51.135
- [16] Tóth L., Matsuda H., and Daimon H. (2009) Simple method for making deeply curved mesh, J. Electron Spectrosc. Rel. Phenomena, 171: 64–67. DOI: 10.1016/j.elspec.2009.02.013
- [17] Tóth L., Goto K., Matsuda H., Matsui F., and Daimon H. (2011) New $1\pi sr$ acceptance angle display-type ellipsoidal mesh analyzer for electron energy and two-dimensional angular distribution as well as imaging analysis, Nucl. Instrum. Methods Phys. Res. A, Accel., Spectrometers, Detectors Assoc. Equip., 648: S58–S59. DOI: 10.1016/j.nima.2010.12.192
- [18] Tóth L., Matsuda H., Matsui F., Goto K., and Daimon H. (2012) Details of $1\pi sr$ wide acceptance angle electrostatic lens for electron energy and two-dimensional angular distribution analysis combined with real space imaging, Nucl. Instrum. Methods Phys. Res. A, Accel., Spectrometers, Detectors Assoc. Equip., 661(1): 98–105. DOI: 10.1016/j.nima.2011.09.018
- [19] Matsuda H. et al. (2014) Development of display-type ellipsoidal mesh analyzer: Computational evaluation and experimental validation, J. Electron Spectrosc. Rel. Phenomena, 195: 382–398. DOI: 10.1016/j.elspec.2014.05.001
- [20] Matsuda H., Tóth L., Matsui F., and Daimon H. (2014) Evaluation of disturbing effect of mesh holes in wide-acceptance-angle electrostatic mesh lenses, J. Electron Spectrosc. Rel. Phenomena, 195: 78–84. DOI: 10.1016/j.elspec.2014.05.013
- [21] Fazekas Á., Daimon H., Matsuda H. and Tóth L. (2016) Filtering chromatic aberration for wide acceptance angle electrostatic lenses II – Experimental Evaluation and Software-Based Imaging Energy Analyzer, IEEE Trans. Image Process., 25(3): 1441-1449 DOI: 10.1109/TIP.2016.2524213

А. Т. Ибраев, Ә. Б. Сағындық

Қ. И. Сәтбаев атындағы Қазақ ұлттық техникалық зерттеу университеті, Алматы, Қазақстан

**ҚОРАПТЫ КАТОД ЛИНЗАСЫНЫҢ АБЕРРАЦИЯЛЫҚ КОЭФИЦИЕНТТЕРІНЕ
ЕСЕПТІК ЗЕРТТЕУ**

Аннотация. Көрсетілген жұмыста үшэлектродты катод линзасының электронды-оптикалық сипаттама-рын анықтайтын аберрациялық зерттеулер жүргізілген. Жұмыста зарядталған бөлшектерді фокустаудың жоғарғы сапасын қамтамасыз ететін екі симметрия жазықтығына ие жаңа катодты электронды линзаларды құрастырудың теориялық және практикалық сұрақтары қарастырылған. Бұл өз кезегінде технологиялық құрылғылардың техникалық сипаттамаларын жақсартуға мүмкіндік береді. Атап өтсек, зерттеліп отырған элементтер электронды микроскоптарда, масс-спектрометриялық құрылғыларда және де нано мен микро электронды технологиялардың электронды-литографиялық және ионды-литографиялық құрылғыларында қолданылады.

Түйін сөздер: катодты линза, электрон, ион, фокус, аберрация, құрылғы.

А. Т. Ибраев, А. Б. Сағындық

Казахский национальный исследовательский технический университет им. К. И. Сатпаева,
Алматы, Казахстан

**ЧИСЛЕННОЕ ИССЛЕДОВАНИЕ АБЕРРАЦИОННЫХ КОЭФИЦИЕНТОВ
КОРОБЧАТОЙ КАТОДНОЙ ЛИНЗЫ**

Аннотация. В настоящей работе проведены численные исследования аберрационных коэффициентов, определяющие электронно-оптические характеристики трехэлектродной катодной линзы. В работе рассматриваются теоретические и практические вопросы проектирования новых катодных электронных линз с двумя плоскостями симметрии, которые обеспечивают более высокое качество фокусировки заряженных частиц, что в свою очередь приводит к улучшению технических характеристик аналитических приборов и технологических установок. Отметим, что исследуемые элементы используются в электронных микроскопах, масс-спектрометрических приборах, а также в электронно-литографических и ионно-литографических установках нано- и микроэлектронных технологий. В результате проведенных расчетов был проведен сравнительный анализ коэффициентов аберраций. Рассмотренная в работе трехэлектродная катодная линза при определенных параметрах линзы позволяет осуществить фокусировку заряженных частиц с наименьшими значениями аберраций.

Ключевые слова: катодная линза, электрон, ион, фокусировка, аберрация, прибор.

**Publication Ethics and Publication Malpractice
in the journals of the National Academy of Sciences of the Republic of Kazakhstan**

For information on Ethics in publishing and Ethical guidelines for journal publication see <http://www.elsevier.com/publishingethics> and <http://www.elsevier.com/journal-authors/ethics>.

Submission of an article to the National Academy of Sciences of the Republic of Kazakhstan implies that the described work has not been published previously (except in the form of an abstract or as part of a published lecture or academic thesis or as an electronic preprint, see <http://www.elsevier.com/postingpolicy>), that it is not under consideration for publication elsewhere, that its publication is approved by all authors and tacitly or explicitly by the responsible authorities where the work was carried out, and that, if accepted, it will not be published elsewhere in the same form, in English or in any other language, including electronically without the written consent of the copyright-holder. In particular, translations into English of papers already published in another language are not accepted.

No other forms of scientific misconduct are allowed, such as plagiarism, falsification, fraudulent data, incorrect interpretation of other works, incorrect citations, etc. The National Academy of Sciences of the Republic of Kazakhstan follows the Code of Conduct of the Committee on Publication Ethics (COPE), and follows the COPE Flowcharts for Resolving Cases of Suspected Misconduct (http://publicationethics.org/files/u2/New_Code.pdf). To verify originality, your article may be checked by the Cross Check originality detection service <http://www.elsevier.com/editors/plagdetect>.

The authors are obliged to participate in peer review process and be ready to provide corrections, clarifications, retractions and apologies when needed. All authors of a paper should have significantly contributed to the research.

The reviewers should provide objective judgments and should point out relevant published works which are not yet cited. Reviewed articles should be treated confidentially. The reviewers will be chosen in such a way that there is no conflict of interests with respect to the research, the authors and/or the research funders.

The editors have complete responsibility and authority to reject or accept a paper, and they will only accept a paper when reasonably certain. They will preserve anonymity of reviewers and promote publication of corrections, clarifications, retractions and apologies when needed. The acceptance of a paper automatically implies the copyright transfer to the National Academy of Sciences of the Republic of Kazakhstan.

The Editorial Board of the National Academy of Sciences of the Republic of Kazakhstan will monitor and safeguard publishing ethics.

Правила оформления статьи для публикации в журнале смотреть на сайте:

www.nauka-nanrk.kz

ISSN 2518-170X (Online), ISSN 2224-5278 (Print)

<http://geolog-technical.kz/index.php/kz/>

Верстка Д. Н. Калкабековой

Подписано в печать 11.07.2017.

Формат 70x881/8. Бумага офсетная. Печать – ризограф.

18,2 п.л. Тираж 300. Заказ 4.