

ISSN 2518-170X (Online),
ISSN 2224-5278 (Print)

ҚАЗАҚСТАН РЕСПУБЛИКАСЫ
ҰЛТТЫҚ ҒЫЛЫМ АКАДЕМИЯСЫНЫҢ

Х А Б А Р Л А Р Ы

ИЗВЕСТИЯ

НАЦИОНАЛЬНОЙ АКАДЕМИИ НАУК
РЕСПУБЛИКИ КАЗАХСТАН

NEWS

OF THE ACADEMY OF SCIENCES
OF THE REPUBLIC OF KAZAKHSTAN

ГЕОЛОГИЯ ЖӘНЕ ТЕХНИКАЛЫҚ ҒЫЛЫМДАР
СЕРИЯСЫ



СЕРИЯ
ГЕОЛОГИИ И ТЕХНИЧЕСКИХ НАУК



SERIES
OF GEOLOGY AND TECHNICAL SCIENCES

4 (424)

ШІЛДЕ – ТАМЫЗ 2017 ж.
ИЮЛЬ – АВГУСТ 2017 г.
JULY – AUGUST 2017

ЖУРНАЛ 1940 ЖЫЛДАН ШЫҒА БАСТАҒАН
ЖУРНАЛ ИЗДАЕТСЯ С 1940 г.
THE JOURNAL WAS FOUNDED IN 1940.

ЖЫЛЫНА 6 РЕТ ШЫҒАДЫ
ВЫХОДИТ 6 РАЗ В ГОД
PUBLISHED 6 TIMES A YEAR

АЛМАТЫ, ҚР ҰҒА
АЛМАТЫ, НАН РК
ALMATY, NAS RK

Б а с р е д а к т о р ы

э. ғ. д., профессор, ҚР ҰҒА академигі

И.К. Бейсембетов

Бас редакторының орынбасары

Жолтаев Г.Ж. проф., геол.-мин. ғ. докторы

Р е д а к ц и я а л қ а с ы:

Абаканов Т.Д. проф. (Қазақстан)
Абишева З.С. проф., академик (Қазақстан)
Алиев Т. проф., академик (Әзірбайжан)
Бакиров А.Б. проф., (Қырғыстан)
Беспәев Х.А. проф. (Қазақстан)
Бишимбаев В.К. проф., академик (Қазақстан)
Буктуков Н.С. проф., академик (Қазақстан)
Булат А.Ф. проф., академик (Украина)
Ганиев И.Н. проф., академик (Тәжікстан)
Грэвис Р.М. проф. (АҚШ)
Ерғалиев Г.Х. проф., академик (Қазақстан)
Жуков Н.М. проф. (Қазақстан)
Кенжалиев Б.К. проф. (Қазақстан)
Қожахметов С.М. проф., академик (Қазақстан)
Конторович А.Э. проф., академик (Ресей)
Курскеев А.К. проф., академик (Қазақстан)
Курчавов А.М. проф., (Ресей)
Медеу А.Р. проф., академик (Қазақстан)
Мұхамеджанов М.А. проф., корр.-мүшесі (Қазақстан)
Нигматова С.А. проф. (Қазақстан)
Оздоев С.М. проф., академик (Қазақстан)
Постолатий В. проф., академик (Молдова)
Ракишев Б.Р. проф., академик (Қазақстан)
Сейтов Н.С. проф., корр.-мүшесі (Қазақстан)
Сейтмуратова Э.Ю. проф., корр.-мүшесі (Қазақстан)
Степанец В.Г. проф., (Германия)
Хамфери Дж.Д. проф. (АҚШ)
Штейнер М. проф. (Германия)

«ҚР ҰҒА Хабарлары. Геология мен техникалық ғылымдар сериясы».

ISSN 2518-170X (Online),

ISSN 2224-5278 (Print)

Меншіктенуші: «Қазақстан Республикасының Ұлттық ғылым академиясы» РҚБ (Алматы қ.).

Қазақстан республикасының Мәдениет пен ақпарат министрлігінің Ақпарат және мұрағат комитетінде 30.04.2010 ж. берілген №10892-Ж мерзімдік басылым тіркеуіне қойылу туралы куәлік.

Мерзімділігі: жылына 6 рет.

Тиражы: 300 дана.

Редакцияның мекенжайы: 050010, Алматы қ., Шевченко көш., 28, 219 бөл., 220, тел.: 272-13-19, 272-13-18, <http://nauka-nanrk.kz/geology-technical.kz>

© Қазақстан Республикасының Ұлттық ғылым академиясы, 2017

Редакцияның Қазақстан, 050010, Алматы қ., Қабанбай батыра көш., 69а.

мекенжайы: Қ. И. Сәтбаев атындағы геология ғылымдар институты, 334 бөлме. Тел.: 291-59-38.

Типографияның мекенжайы: «Аруна» ЖК, Алматы қ., Муратбаева көш., 75.

Г л а в н ы й р е д а к т о р
д. э. н., профессор, академик НАН РК

И. К. Бейсембетов

Заместитель главного редактора

Жолтаев Г.Ж. проф., доктор геол.-мин. наук

Р е д а к ц и о н н а я к о л л е г и я:

Абаканов Т.Д. проф. (Казахстан)
Абишева З.С. проф., академик (Казахстан)
Алиев Т. проф., академик (Азербайджан)
Бакиров А.Б. проф., (Кыргызстан)
Беспаяев Х.А. проф. (Казахстан)
Бишимбаев В.К. проф., академик (Казахстан)
Буктуков Н.С. проф., академик (Казахстан)
Булат А.Ф. проф., академик (Украина)
Ганиев И.Н. проф., академик (Таджикистан)
Грэвис Р.М. проф. (США)
Ергалиев Г.Х. проф., академик (Казахстан)
Жуков Н.М. проф. (Казахстан)
Кенжалиев Б.К. проф. (Казахстан)
Кожамбетов С.М. проф., академик (Казахстан)
Конторович А.Э. проф., академик (Россия)
Курскеев А.К. проф., академик (Казахстан)
Курчавов А.М. проф., (Россия)
Медеу А.Р. проф., академик (Казахстан)
Мухамеджанов М.А. проф., чл.-корр. (Казахстан)
Нигматова С.А. проф. (Казахстан)
Оздоев С.М. проф., академик (Казахстан)
Постолатий В. проф., академик (Молдова)
Ракишев Б.Р. проф., академик (Казахстан)
Сейтов Н.С. проф., чл.-корр. (Казахстан)
Сейтмуратова Э.Ю. проф., чл.-корр. (Казахстан)
Степанец В.Г. проф., (Германия)
Хамфери Дж.Д. проф. (США)
Штейнер М. проф. (Германия)

«Известия НАН РК. Серия геологии и технических наук».

ISSN 2518-170X (Online),

ISSN 2224-5278 (Print)

Собственник: Республиканское общественное объединение «Национальная академия наук Республики Казахстан (г. Алматы)

Свидетельство о постановке на учет периодического печатного издания в Комитете информации и архивов Министерства культуры и информации Республики Казахстан №10892-Ж, выданное 30.04.2010 г.

Периодичность: 6 раз в год

Тираж: 300 экземпляров

Адрес редакции: 050010, г. Алматы, ул. Шевченко, 28, ком. 219, 220, тел.: 272-13-19, 272-13-18,

<http://наука-нанрк.kz/geology-technical.kz>

© Национальная академия наук Республики Казахстан, 2017

Адрес редакции: Казахстан, 050010, г. Алматы, ул. Кабанбай батыра, 69а.

Институт геологических наук им. К. И. Сатпаева, комната 334. Тел.: 291-59-38.

Адрес типографии: ИП «Аруна», г. Алматы, ул. Муратбаева, 75

E d i t o r i n c h i e f

doctor of Economics, professor, academician of NAS RK

I. K. Beisembetov

Deputy editor in chief

Zholtayev G.Zh. prof., dr. geol-min. sc.

E d i t o r i a l b o a r d:

Abakanov T.D. prof. (Kazakhstan)
Abisheva Z.S. prof., academician (Kazakhstan)
Aliyev T. prof., academician (Azerbaijan)
Bakirov A.B. prof., (Kyrgyzstan)
Bespayev Kh.A. prof. (Kazakhstan)
Bishimbayev V.K. prof., academician (Kazakhstan)
Buktukov N.S. prof., academician (Kazakhstan)
Bulat A.F. prof., academician (Ukraine)
Ganiyev I.N. prof., academician (Tadjikistan)
Gravis R.M. prof. (USA)
Yergaliev G.Kh. prof., academician (Kazakhstan)
Zhukov N.M. prof. (Kazakhstan)
Kenzhaliyev B.K. prof. (Kazakhstan)
Kozhakhmetov S.M. prof., academician (Kazakhstan)
Kontorovich A.Ye. prof., academician (Russia)
Kurskeyev A.K. prof., academician (Kazakhstan)
Kurchavov A.M. prof., (Russia)
Medeu A.R. prof., academician (Kazakhstan)
Muhamedzhanov M.A. prof., corr. member. (Kazakhstan)
Nigmatova S.A. prof. (Kazakhstan)
Ozdoyev S.M. prof., academician (Kazakhstan)
Postolatii V. prof., academician (Moldova)
Rakishev B.R. prof., academician (Kazakhstan)
Seitov N.S. prof., corr. member. (Kazakhstan)
Seitmuratova Ye.U. prof., corr. member. (Kazakhstan)
Stepanets V.G. prof., (Germany)
Humphery G.D. prof. (USA)
Steiner M. prof. (Germany)

News of the National Academy of Sciences of the Republic of Kazakhstan. Series of geology and technology sciences.

ISSN 2518-170X (Online),

ISSN 2224-5278 (Print)

Owner: RPA "National Academy of Sciences of the Republic of Kazakhstan" (Almaty)

The certificate of registration of a periodic printed publication in the Committee of information and archives of the Ministry of culture and information of the Republic of Kazakhstan N 10892-Ж, issued 30.04.2010

Periodicity: 6 times a year

Circulation: 300 copies

Editorial address: 28, Shevchenko str., of. 219, 220, Almaty, 050010, tel. 272-13-19, 272-13-18,
<http://nauka-nanrk.kz/geology-technical.kz>

© National Academy of Sciences of the Republic of Kazakhstan, 2017

Editorial address: Institute of Geological Sciences named after K.I. Satpayev
69a, Kabanbai batyr str., of. 334, Almaty, 050010, Kazakhstan, tel.: 291-59-38.

Address of printing house: ST "Aruna", 75, Muratbayev str, Almaty

NEWS

OF THE NATIONAL ACADEMY OF SCIENCES OF THE REPUBLIC OF KAZAKHSTAN

SERIES OF GEOLOGY AND TECHNICAL SCIENCES

ISSN 2224-5278

Volume 4, Number 424 (2017), 219 – 224

E. Kozha¹, D. U. Smagulov¹, G. E. Akhmetova¹, K. K. Kombayev²¹Kazakh national research technical university named after K. I. Satpayev, Almaty, Kazakhstan,²D. Serikbayev East Kazakhstan state technical university, Ust-Kamenogorsk, Kazakhstan.

E-mail: yerkin.kozha@mail.ru, smagulov061@mail.ru, agulzhajnat@bk.ru, kombayev82@mail.ru

**LABORATORY INSTALLATION
FOR ELECTROLYTIC-PLASMA TREATMENT OF STEEL**

Abstract. A laboratory installation for electrolytic-plasma treatment (EPT) of metals and alloys has been created. A detailed description of the device and the operation of the installation are given. The laboratory tests of the installation were carried out, the optimum modes of EPT steel were determined. The disadvantage of traditional heat treatment – gas carburizing with subsequent hardening is the formation of hogging and internal cracks, as well as the high labor intensity and energy intensity of the carburizing process itself. In connection with this, it is urgent to search for alternative methods of chemical-thermal treatment. One of the promising methods is the electrolyte-plasma hardening of the surface layer of the parts. Hardening of the surface layer of the part is achieved as a result of cyclic, very rapid heating and cooling of the surface of the hardened sample in the plasma layer, which temperature is from 6000 to 30,000 K., created between the liquid electrode (electrolyte) and the cathode surface (sample). Rapid cooling (hardening) of the surface layer of the part takes place in the flow of electrolyte. In the process of thermal influence, the surface layers of the metal are saturated with carbon from the ions of the plasma of calcined soda, phase transformations of steel, which leads to local consolidation.

The high efficiency of the pilot plant is revealed - the energy costs and the duration of the chemical heat treatment are sharply reduced, as well as the ecological clean method of hardening.

Key words: steel, tool, phase, structure, properties, electricity, plasma, electrolytic-plasma treatment.

Introduction. The three-cone bit is an especially important drilling tool that destroys the rock by creating high contact stresses from axial force to the bit. For the manufacture of cutters it is used the cemented, low-alloy heat-resistant steel 18XH3MA-III, which contains: 0,16-0,18% C; 3.3% Ni; 0.9% Cr; 0.51% Mo; 0.44% Mn; 0.34% Si; 0.05% Al; and impurities, up to 0.008% S; 0.012% P; 0.015% N; 0.01% O; 0.01% H. All these alloying elements provide high strength steel. At this, nickel simultaneously with the increase in strength of steel contributes to the increase in its impact strength, and molybdenum - to increase its heat resistance [1]. According to the drilling specifications, the details of this steel at temperatures from -70 to +450 °C should produce at least 270 m of the well.

To ensure the required performance of the bit, taking into account the heavy shock loads and increased operating temperatures (up to 200 °C), under the conditions of production of Vostokmashzavod, JSC, they are subjected to chemical-thermal treatment: gas carburizing at the temperature of 960 °C followed by quenching at the temperature of 880 °C. The hardness of the surface layer of the parts reaches up to 58 ... 63 HRC. The hardness of the core is not more than 45 HRC. The disadvantage of such heat treatment is the formation of warpage and internal cracks, as well as the high labor intensity and energy intensity of the carburizing process itself.

Consequently, it is urgent to search for alternative methods of chemical-thermal treatment [2]. One of the promising methods is the electrolytic-plasma hardening of the surface layer of the parts. However, in Kazakhstan and in the near abroad, pilot-industrial or laboratory plants for electrolytic-plasma treatment are not produced.

The aim of this work was the design and manufacture of a laboratory installation for electrolytic-plasma treatment (EPT) of steel, the principal scheme of which is presented in Fig 1.

The device and operating principle of the EPT installation. The EPT installation (Figure 1) consists of a constant current source 1, a control panel 2, a clamping and mounting mechanism 3, a conical nozzle 4 with an inserted stainless steel anode, a working bath 5 made of dielectric plexiglass, 4 liters in volume [3]. A pump 6 with a regulated electrolyte supply operating in corrosive media was also used, and a dielectric tank 7, 5 liters in volume. The electrolyte from the tank 7 is fed by the pump 6 to the cone shaped nozzle 4 into which the anode of stainless steel 12X18H10T is inserted [4]. When the electrolyte is circulated, the bath is cooled to the required temperature (20 ± 1 °C). The used electrolyte from the working bath is fed back to the tank.

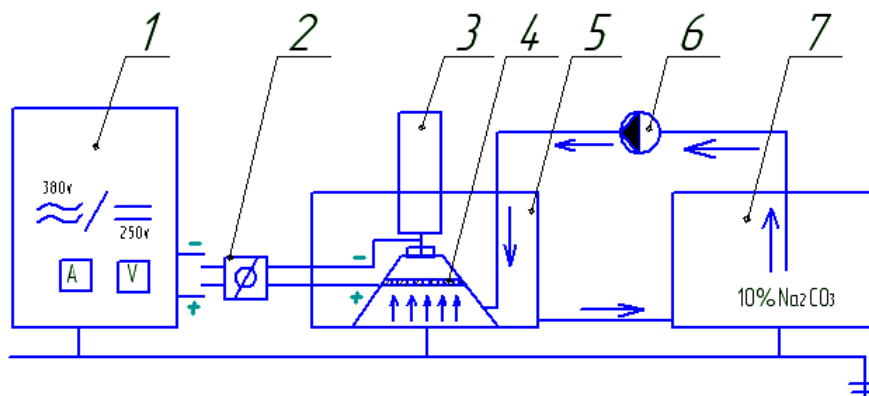


Figure 1 – Scheme of the electrolytic-plasma treatment installation: 1 – constant current source; 2 – control panel; 3 – clamping and mounting mechanism; 4 – Nozzle for electrolytic-plasma processing; 5 – working bath; 6 – pump; 7 – electrolyte tank

The test sample (part) serves as a cathode. It is installed on the mechanism of the clamp 3, which allows to regulate the required depth of immersion of the cathode in the electrolyte [5].

Source of power. The discharge is ignited by a direct current source 1-ИПН160 / 600-III, connected to an industrial network (380 V, 50 Hz), with output parameters: voltage $U=250$ V, current $I = 1$ kA. Semiconductor rectifier ИПН-160/600-III consists of a three-phase power transformer with smooth regulation of operating current (up to 600 A), rectifier block and ballasts [6]. The source provides a switch for obtaining an open circuit voltage: 80, 120, 160 V. The power supply of the plasma arc has a steeply falling external current-voltage characteristic [7]. The power source is controlled by the "Start" and "Stop" buttons on the front panel, as well as by the remote control panel 2. A fuse is used to protect the control circuits from short circuits [8]. Remote control panel allows to smoothly and accurately adjust the main energy parameters of the plasma jet (electrical parameters, flow of plasma-forming and transporting gases) [9].

Nozzle 4 (plasmatron) is a gas discharge device serving for electrolytic-plasma treatment. A nozzle (anodic) node is joined to the cathode node through an electrical insulating unit. The negative terminal of the DC source is connected to the sample (part) - the cathode, and the positive to the nozzle - to the anode [10]. Between the poles, an arc arises that maintains the level of ionization.

The nozzle is the most important element of the EPT installation, the design of which depends on the length of the arc, the stability of its combustion, and the speed and nature of the jet. The cone shape of the nozzle leads to the increase in the arc voltage and the significant increase in the current density in the arc column. The plasma jet is still compressed by a magnetic field created by the flux of charged particles in the plasma itself. Compression of the plasma jet leads to the increase in its temperature. The heated ionized gas stream is carried out at high speed from the nozzle as a bright, luminous plasma jet [11].

In the electrolytic-plasma treatment, depending on the conditions for the appearance of the electric arc and the parameters of the plasma layer, as well as on the composition of the electrolyte and the number of EPT cycles, the chemical and phase composition, the structure and properties of the surface layer of the metal are changed [12].

Hardening of the surface layer of the part is achieved as a result of cyclic, very rapid heating and cooling of the surface of the hardened sample in the plasma layer [13, 14], created between the liquid electrode (electrolyte) and the cathode surface (sample). Rapid cooling (hardening) of the surface layer of the part takes place in the flow of electrolyte.

When conducting electrolytic-plasma treatment of parts on the installation, strict compliance with safety requirements must be strictly observed: grounding, extraction, use of special clothing, protective glasses and dielectric gloves [15].

Results of laboratory tests of the installation. The general view of the EPT installation is shown in Figure 2. In laboratory tests, the electrolyte, a 10% aqueous solution of calcined soda, Na_2CO_3 , with known values of viscosity and resistivity, was chosen as the working medium. This electrolyte does not form toxic compounds during the electrolytic-plasma discharge. In the process of working with this electrolyte, technological solutions were found that ensure the absence of emissions into the atmosphere and high ecological parameters of the electrolytic-plasma treatment installation. In the future, a particularly important search direction should be the choice of electrolytes, which allow saturating the surface of products with special alloying elements [16].


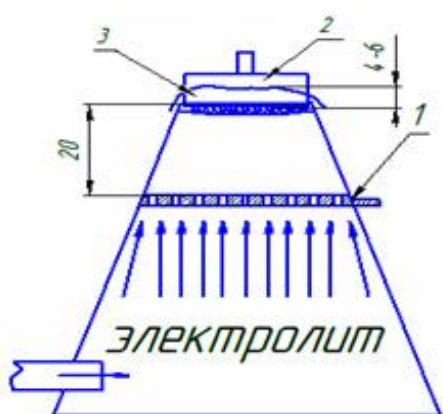


Figure 2 – General view of the laboratory EPT installation

The method of carrying out experimental studies [17] of the effect of the electrolytic-plasma treatment on the changes in the quality parameters of steel during its operation was as follows (Figure 3): cathode 2 - the sample is immersed in the electrolyte to a depth of 4-6 mm. Anode 1, which has the shape of a disk with a diameter of 50 mm and a thickness of 2 mm with drilled holes $\text{Ø}4$ mm, is made of stainless steel [18]. Plasma 3 occurs between the cathode and the liquid electrolyte.



Nozzle circuit



Processing

Figure 3 – Electrolytic-plasma treatment of the sample

When the electric potential is turned on, a rapid warm-up occurs, and when it is turned off, the surface layer of the detail is cooled rapidly above the phase transformation temperature. Subsequent repetitions of the heating and cooling cycle make it possible to carry out a mode of thermo-cyclic surface treatment [19].

When a constant voltage is applied between two cathode electrodes (a hardened sample) and the anode (electrolyte), a layer of plasma generated by electric discharges arises [20]. As a result, an intense heating of the surface layer of the sample takes place. The current flowing through the plasma sheath can provide heating of the active electrode from 100 °C up to the melting point of its material [21]. After the power supply is turned off, the plasma is extinguished, which provides access to the heated product to the electrolyte and its rapid cooling (hardening) [22]. The rate of hardening also increases due to the heat removal in the massive substrate. To eliminate the melting of the surface, a pulsed heating mode has been developed. Since the duration of a pulse with a voltage is limited by time, surface overheating with EPT does not occur [23].

The tests of the installation made it possible to establish the optimal mode of the electrolytic-plasma treatment of tool steel: voltage $U=200$ V, current $I=10$ A, processing time 4s, hardening 4s, total time 2 min. It is also possible to carry out electroplating and plasma treatment of alloys based on non-ferrous metals [24].

Conclusion. A laboratory installation for the electrolytic-plasma treatment (EPT) of metals and alloys has been created. A detailed description of the device and operation of the installation is given [25]. The laboratory tests of the installation were carried out, the optimal modes of EPT steel were determined. The high efficiency of the pilot plant operation is shown - the energy costs and the duration of the chemical-thermal treatment are sharply reduced.

REFERENCES

- [1] Kombayev K.K., Smagulov D.U., Kylyshkanov M.K. Strukturno-fazovyye prevrashcheniya v stali 18KH3MA-SH pri elektrolitno-plazmennoy obrabotke // Vestnik. KazNTU im. K. I. Satpayeva. Almaty, **2010**. N 3(79). P. 199-206 (In Russian)
- [2] Marochnikstaley i splavov // V.G. Sorokin, A.V. Volosnikova, S.A. Vyatkin i dr. pod obshecheyredaktsiyey V.G. Sorokina. M.: Mashinostroyeniye **1989**. 640 p.
- [3] Kozha Ye., Kombayev K.K., Dostayeva A.M., Smagulov D.U. Mikrodogovoye oksidirovaniye alyuminiyevykh splavov // Vestnik. KazNTU im. K. I. Satpayeva, Almaty, **2014**. N 2(102). P. 346-351. ISSN 1680-9211 (In Russian)
- [4] Geller Yu.A., Rakhshat A.G. Material o vedeniye / Izdaniye 6-ye, pererabotannoye i dopolnennoye. M.: Metallurgiya, 1989. 456 p.
- [5] Kozha Ye., Kombayev K.K., Dostayeva A.M., Smagulov D.U. Elktrolitti-plazmalyk, ondeu kezindegi azkomirtektilegirlengenbolattağy kurylymдық, fazalyk, ozgeru // Vestnik. KazNTU im. K. I. Satpayeva, Almaty, **2014**. N 3(103). P. 300-307. ISSN 1680-9211 (In Kazakh)
- [6] Materialovedeniye i termicheskaya obrabotka metallov // Zhurnal. N 4. **1977**. A.P. Gulyayev, L.N. Serebrinnikov TSNIICHERMET im. I. P. Bardina Vliyaniye raznorazmernosti na mekhanicheskiye svoystva stali 18KH2N4MA. P. 3-5.
- [7] Kombayev K.K., Kylyshkanov M.K., Lopukhov Yu.I. Vliyaniye elektrolitno-plazmennoy obrabotkis tali 18KH3MA-SH na poverkhnostnyuyu mikrostrukturu i tverdost' // Zhurnal Sibirskogo federal'nogo universiteta, seriya «Tekhnika i tekhnologii», Krasnoyarsk, **2009**. N 2(4). P. 394-399 (In Russian)
- [8] Elektrolitno-plazmennaya obrabotka i naneseniye pokrytiy na metally i splavy. A.D. Pogrebnyak, Yu.N. Tyurin, M.K. Kylyshkanov. Obzor (In Russian)
- [9] Pogrebnyak A.D., Tyurin Yu.N., Boyko A.G. // Elektrolitno-plazmennaya obrabotka i naneseniye pokrytiy na metally i splavy // Uspekhi fiziki metallov, NANUkrainy, Kiyev, **2005**. Vol. 6. P. 273.
- [10] Pogrebnyak A.D., Kul'ment'yeva O.P. i dr. // Protsessy massoperenosa i legirovaniya pri elektrolitno-plazmennoy obrabotke chuguna // Pis'mav ZHTF. **2003**. Vol. 29, vyp. 8. Sumy, Ukraina, P. 2-6.
- [11] Zaklyucheniye o vydache innovatsionnogo patenta na izobreteniye «Sposob elektrolitno-plazmennogo uprochneniya detaley burovogo dolota» / Kylyshkanov M.K., Kombayev K.K., Pogrebnyak A.D. MPKS21D178 (2009.01), C21D 134 (2009.01). (In Russian)
- [12] Pogrebnyak A.D., Tyurin Yu.N., Kylyshkanov M.K., Pogrebnyak N.A., Ponaryadov V.V. Ruzimov Sh.M. VI-th International Conference «Ion Implantation and other applications of ions and electrons», Kazimierski Dolny, Poland, **2006**, p. 47.
- [13] Kombayev K.K., Kylyshkanov M.K. Vliyaniye rezhimov elektrolitno-plazmennoy zakalki na strukturu i svoystva stali burovogo dolota // Trudy Universiteta, N 2, KarGTU, Karaganda, **2009**. P. 16-18. (In Russian)

- [14] Kombayev K.K., Kurmangaliyev T.B. Patent №710 napoleznuyu model' «Stend dlya ispytaniya materialov na treniye i iznos» G01N 3/56 (2010.01)(In Russian)
- [15] Kombayev K.K., Kylyshkanov M.K., Skakov M.K. Issledovaniye vliyaniya elektrolitno-plazmennoy obrabotki na strukturu i iznosostoykost' stali burovogo instrumenta // Vestnik KazNTU. **2010**. N 1(77). P. 105-111. (In Russian)
- [16] Kombayev K.K., Kylyshkanov M.K., Lopukhov Yu.I. Issledovaniye svoystv modifikatsii poverkhnosti posle elektrolitno-plazmennoy obrabotki stali 18KH3MA-SH // Vestnik Natsional'noy inzhenernoy akademii Respubliki Kazakhstan. **2009**. N 2(32). P. 142-146. (In Russian)
- [17] Kombayev K.K. Razrabotka tekhnologii elektrolitno-plazmennoy obrabotki nizkouglerodistoy legirovannoy stali burovogo instrumenta: Monografiya. Almaty: Evero, **2015**. 92 p.: il. (In Russian)
- [18] Pogrebnyak A.D., Dyadyura K.A., Tyurin Yu.N., Kylyshkanov M.K. Kompresornoye i energeticheskoye mashinostroyeniye // Sumy: «Fizika, matematika, mekhanika». **2005**. N 4(6). P. 105-108.
- [19] Murovenko V.A. i dr. Burovyye mashiny i mekhanizmy. M.: Mashinostroyeniye, **2002**. Vol. 2. 256 p.
- [20] Baranova L.V., Demina E.L. Metallograficheskoye issledovaniye metallov i splavov: Spravochnik. M.: Metallurgiya, **1986**. 256 p.
- [21] Gorelik S.S., Rastorguyev L.N., Skakov Yu.A. Rentgenograficheskyy i elektronnoopticheskyy analiz. Prilozheniya. M.: Metallurgiya. **1970**. 109 p.
- [22] Pogrebnyak A.D., Kul'ment'yeva O.P. i dr. Protsessy massoperenosa i legirovaniya pri elektrolitno-plazmennoy obrabotke chuguna // Sumy: Pis'ma v ZHTF. 2003. Vol. 29, vyp. 8. P. 2-6.
- [23] Tyurin Yu.N., Gar'kavy N.I., Golovenko S.I. Uprochneniye sheyek krupnogabaritnykh kolenchatykh valov // Pervomaysk: Institut elektrosvarki NANUkrainy, AO «Pervomayskdizel'mash». 2001. N 3. P. 27-45.
- [24] Yasnogorodskiy Ya.Z. Avtomaticheskyy nagrev v elektrolite. M.: Oborongiz, **1947**. 24 p.
- [25] Gordiyenko P.S. Obrazovaniye pokrytiy na anodnopolyarizovannykh elektrodakh vvodnykh elektrolitakh pri potentsialakh iskreniya i proboya. -Vladivostok: Dal'nauka. **1996**. 215 p.

Е. Қожа¹, Д.У. Смағұлов¹, Г.Е. Ахметова¹, К.К. Қомбаев²

¹Қ. И. Сәтбаев атындағы қазақ ұлттық техникалық зерттеу университеті, Алматы, Қазақстан,

²Д. Серікбаев атындағы Шығыс Қазақстан мемлекеттік техникалық университеті, Өскемен, Қазақстан

БОЛАТТЫ ЭЛЕКТРОЛИТТИ-ПЛАЗМАЛЫҚ ӨНДЕУГЕ АРНАЛҒАН ЛАБОРАТОРИЯЛЫҚ ҚОНДЫРҒЫ

Аннотация. Металдар мен қорытпаларды электролитті-плазмалық өндеуге ЭПӨ арналған лабораториялық қондырғы жасалған. Қондырғы лабораториялық сынақтан өткізіліп, ЭПӨ тиімді режимдері анықталған. Өндірісте қолданылатын газды цементациялау және оның артынан шықтыру әдісінің негізгі кемшіліктері: бұйымның формасының өзгеруі, үлкен ішкі кернеулердің пайда болуы, сонымен бірге аса үлкен қиындығы және энергетикалық шығыны мол. Сондықтан химия-термиялық өндеудің жаңа әдістері табу аса актуалді болып табылады. Осындай болашағы зор әдістердің бірі – металдың беткі қабатын электролитті-плазмалық өндеу болып табылады. ЭПӨ кезінде бөлшектің беткі қабатының қаттылығы мен беріктігі температурасы 6000-30 000К ортада циклді түрде, өте тез қыздырудың және тез суытудың нәтижесінде артады.

Тәжірибелік қондырғының тиімділігі жоғары екендігі көрсетілген. Электроэнергияның шығыны химико-термиялық өндеу уақыты қысқарады.

Түйін сөздер: болат, құрал-сайман, фаза, құрылысы, қасиеттері, электр тоғы, плазма, электролитті-плазмалық өндеу.

Е. Кожа¹, Д. У. Смағұлов¹, Г. Е. Ахметова¹, К. К. Комбаев²

¹Казахский национальный исследовательский технический университет им. К. Сатпаева, Алматы, Казахста,

²Восточно-Казахстанский государственный технический университет им. Д. Серикбаева,
Усть-Каменогорск, Казахстан

ЛАБОРАТОРНАЯ УСТАНОВКА ДЛЯ ЭЛЕКТРОЛИТНО-ПЛАЗМЕННОЙ ОБРАБОТКИ СТАЛИ

Аннотация. Создана лабораторная установка для электролитно-плазменной обработки (ЭПО) металлов и сплавов. Приведено подробное описание устройства и работы установки. Проведены лабораторные испы-

тания установки, определены оптимальные режимы ЭПО стали. Недостатком традиционной термической обработки – газовой цементации с последующей закалкой является образование коробления и внутренних трещин, а также высокая трудоемкость и энергоемкость самого процесса цементации. В связи с этим актуальным является поиск альтернативных методов химико-термической обработки. Одним из перспективных методов является электролитно-плазменное упрочнение поверхностного слоя деталей. Упрочнение поверхностного слоя детали достигается в результате циклического, очень быстрого нагрева и охлаждения поверхности упрочняемого образца в слое плазмы, температура которого составляет от 6000 до 30000 К., создаваемого между жидким электродом (электролитом) и поверхностью катода (образец). Быстрое охлаждение (закалка) поверхностного слоя детали происходит в потоке электролита. В процессе термического влияния происходит насыщение поверхностных слоев металла углеродом от ионов плазмы кальцинированной соды, фазовые превращения стали, что приводит к локальному упрочению.

Выявлены высокая эффективность работы опытной установки – резко сокращаются затраты электроэнергии и длительность химико-термической обработки, а также экологически чистый метод упрочнения.

Ключевые слова: сталь, инструмент, фаза, структура, свойства, электричество, плазма, электролитно-плазменная обработка.

Сведения об авторах:

Кожа Е. – докторант

Смагулов Д.У. – д.т.н., проф.

Ахметова Г.Е. – докторант

Комбаев К.К. – к.т.н.

**Publication Ethics and Publication Malpractice
in the journals of the National Academy of Sciences of the Republic of Kazakhstan**

For information on Ethics in publishing and Ethical guidelines for journal publication see <http://www.elsevier.com/publishingethics> and <http://www.elsevier.com/journal-authors/ethics>.

Submission of an article to the National Academy of Sciences of the Republic of Kazakhstan implies that the described work has not been published previously (except in the form of an abstract or as part of a published lecture or academic thesis or as an electronic preprint, see <http://www.elsevier.com/postingpolicy>), that it is not under consideration for publication elsewhere, that its publication is approved by all authors and tacitly or explicitly by the responsible authorities where the work was carried out, and that, if accepted, it will not be published elsewhere in the same form, in English or in any other language, including electronically without the written consent of the copyright-holder. In particular, translations into English of papers already published in another language are not accepted.

No other forms of scientific misconduct are allowed, such as plagiarism, falsification, fraudulent data, incorrect interpretation of other works, incorrect citations, etc. The National Academy of Sciences of the Republic of Kazakhstan follows the Code of Conduct of the Committee on Publication Ethics (COPE), and follows the COPE Flowcharts for Resolving Cases of Suspected Misconduct (http://publicationethics.org/files/u2/New_Code.pdf). To verify originality, your article may be checked by the Cross Check originality detection service <http://www.elsevier.com/editors/plagdetect>.

The authors are obliged to participate in peer review process and be ready to provide corrections, clarifications, retractions and apologies when needed. All authors of a paper should have significantly contributed to the research.

The reviewers should provide objective judgments and should point out relevant published works which are not yet cited. Reviewed articles should be treated confidentially. The reviewers will be chosen in such a way that there is no conflict of interests with respect to the research, the authors and/or the research funders.

The editors have complete responsibility and authority to reject or accept a paper, and they will only accept a paper when reasonably certain. They will preserve anonymity of reviewers and promote publication of corrections, clarifications, retractions and apologies when needed. The acceptance of a paper automatically implies the copyright transfer to the National Academy of Sciences of the Republic of Kazakhstan.

The Editorial Board of the National Academy of Sciences of the Republic of Kazakhstan will monitor and safeguard publishing ethics.

Правила оформления статьи для публикации в журнале смотреть на сайте:

www.nauka-nanrk.kz

ISSN 2518-170X (Online), ISSN 2224-5278 (Print)

<http://geolog-technical.kz/index.php/kz/>

Верстка Д. Н. Калкабековой

Подписано в печать 11.07.2017.

Формат 70x881/8. Бумага офсетная. Печать – ризограф.

18,2 п.л. Тираж 300. Заказ 4.