

ISSN 2518-170X (Online),
ISSN 2224-5278 (Print)

ҚАЗАҚСТАН РЕСПУБЛИКАСЫ
ҰЛТТЫҚ ҒЫЛЫМ АКАДЕМИЯСЫНЫҢ
Қ. И. Сәтпаев атындағы Қазақ ұлттық техникалық зерттеу университеті

Х А Б А Р Л А Р Ы

ИЗВЕСТИЯ

НАЦИОНАЛЬНОЙ АКАДЕМИИ НАУК
РЕСПУБЛИКИ КАЗАХСТАН
Казакский национальный исследовательский
технический университет им. К. И. Сатпаева

NEWS

OF THE ACADEMY OF SCIENCES
OF THE REPUBLIC OF KAZAKHSTAN
Kazakh national research technical university
named after K. I. Satpayev

ГЕОЛОГИЯ ЖӘНЕ ТЕХНИКАЛЫҚ ҒЫЛЫМДАР СЕРИЯСЫ



СЕРИЯ ГЕОЛОГИИ И ТЕХНИЧЕСКИХ НАУК



SERIES OF GEOLOGY AND TECHNICAL SCIENCES

3 (429)

МАМЫР – МАУСЫМ 2018 ж.
МАЙ – ИЮНЬ 2018 г.
MAY – JUNE 2018

ЖУРНАЛ 1940 ЖЫЛДАН ШЫҒА БАСТАҒАН
ЖУРНАЛ ИЗДАЕТСЯ С 1940 г.
THE JOURNAL WAS FOUNDED IN 1940.

ЖЫЛЫНА 6 РЕТ ШЫҒАДЫ
ВЫХОДИТ 6 РАЗ В ГОД
PUBLISHED 6 TIMES A YEAR

NAS RK is pleased to announce that News of NAS RK. Series of geology and technical sciences scientific journal has been accepted for indexing in the Emerging Sources Citation Index, a new edition of Web of Science. Content in this index is under consideration by Clarivate Analytics to be accepted in the Science Citation Index Expanded, the Social Sciences Citation Index, and the Arts & Humanities Citation Index. The quality and depth of content Web of Science offers to researchers, authors, publishers, and institutions sets it apart from other research databases. The inclusion of News of NAS RK. Series of geology and technical sciences in the Emerging Sources Citation Index demonstrates our dedication to providing the most relevant and influential content of geology and engineering sciences to our community.

Қазақстан Республикасы Ұлттық ғылым академиясы "ҚР ҰҒА Хабарлары. Геология және техникалық ғылымдар сериясы" ғылыми журналының Web of Science-тің жаңаланған нұсқасы Emerging Sources Citation Index-те индекстелуге қабылданғанын хабарлайды. Бұл индекстелу барысында Clarivate Analytics компаниясы журналды одан әрі the Science Citation Index Expanded, the Social Sciences Citation Index және the Arts & Humanities Citation Index-ке қабылдау мәселесін қарастыруда. Web of Science зерттеушілер, авторлар, баспашылар мен мекемелерге контент тереңдігі мен сапасын ұсынады. ҚР ҰҒА Хабарлары. Геология және техникалық ғылымдар сериясы Emerging Sources Citation Index-ке енуі біздің қоғамдастық үшін ең өзекті және беделді геология және техникалық ғылымдар бойынша контентке адалдығымызды білдіреді.

НАН РК сообщает, что научный журнал «Известия НАН РК. Серия геологии и технических наук» был принят для индексирования в Emerging Sources Citation Index, обновленной версии Web of Science. Содержание в этом индексировании находится в стадии рассмотрения компанией Clarivate Analytics для дальнейшего принятия журнала в the Science Citation Index Expanded, the Social Sciences Citation Index и the Arts & Humanities Citation Index. Web of Science предлагает качество и глубину контента для исследователей, авторов, издателей и учреждений. Включение Известия НАН РК. Серия геологии и технических наук в Emerging Sources Citation Index демонстрирует нашу приверженность к наиболее актуальному и влиятельному контенту по геологии и техническим наукам для нашего сообщества.

Б а с р е д а к т о р ы
э. ғ. д., профессор, ҚР ҰҒА академигі

И.К. Бейсембетов

Бас редакторының орынбасары

Жолтаев Г.Ж. проф., геол.-мин. ғ. докторы

Р е д а к ц и я а л қ а с ы:

Абаканов Т.Д. проф. (Қазақстан)
Абишева З.С. проф., академик (Қазақстан)
Агабеков В.Е. академик (Беларусь)
Алиев Т. проф., академик (Әзірбайжан)
Бакиров А.Б. проф., (Қырғыстан)
Беспәев Х.А. проф. (Қазақстан)
Бишимбаев В.К. проф., академик (Қазақстан)
Буктуков Н.С. проф., академик (Қазақстан)
Булат А.Ф. проф., академик (Украина)
Ганиев И.Н. проф., академик (Тәжікстан)
Грэвис Р.М. проф. (АҚШ)
Ерғалиев Г.К. проф., академик (Қазақстан)
Жуков Н.М. проф. (Қазақстан)
Кенжалиев Б.К. проф. (Қазақстан)
Қожахметов С.М. проф., академик (Қазақстан)
Конторович А.Э. проф., академик (Ресей)
Курскеев А.К. проф., академик (Қазақстан)
Курчавов А.М. проф., (Ресей)
Медеу А.Р. проф., академик (Қазақстан)
Мұхамеджанов М.А. проф., корр.-мүшесі (Қазақстан)
Нигматова С.А. проф. (Қазақстан)
Оздоев С.М. проф., академик (Қазақстан)
Постолатий В. проф., академик (Молдова)
Ракишев Б.Р. проф., академик (Қазақстан)
Сейтов Н.С. проф., корр.-мүшесі (Қазақстан)
Сейтмуратова Э.Ю. проф., корр.-мүшесі (Қазақстан)
Степанец В.Г. проф., (Германия)
Хамфери Дж.Д. проф. (АҚШ)
Штейнер М. проф. (Германия)

«ҚР ҰҒА Хабарлары. Геология мен техникалық ғылымдар сериясы».

ISSN 2518-170X (Online),

ISSN 2224-5278 (Print)

Меншіктенуші: «Қазақстан Республикасының Ұлттық ғылым академиясы» РҚБ (Алматы қ.).

Қазақстан республикасының Мәдениет пен ақпарат министрлігінің Ақпарат және мұрағат комитетінде
30.04.2010 ж. берілген №10892-Ж мерзімдік басылым тіркеуіне қойылу туралы куәлік.

Мерзімділігі: жылына 6 рет.

Тиражы: 300 дана.

Редакцияның мекенжайы: 050010, Алматы қ., Шевченко көш., 28, 219 бөл., 220, тел.: 272-13-19, 272-13-18,
<http://nauka-nanrk.kz/geology-technical.kz>

© Қазақстан Республикасының Ұлттық ғылым академиясы, 2018

Редакцияның Қазақстан, 050010, Алматы қ., Қабанбай батыра көш., 69а.

мекенжайы: Қ. И. Сәтбаев атындағы геология ғылымдар институты, 334 бөлме. Тел.: 291-59-38.

Типографияның мекенжайы: «Аруна» ЖК, Алматы қ., Муратбаева көш., 75.

Г л а в н ы й р е д а к т о р
д. э. н., профессор, академик НАН РК

И. К. Бейсембетов

Заместитель главного редактора

Жолтаев Г.Ж. проф., доктор геол.-мин. наук

Р е д а к ц и о н н а я к о л л е г и я:

Абаканов Т.Д. проф. (Казахстан)
Абишева З.С. проф., академик (Казахстан)
Агабеков В.Е. академик (Беларусь)
Алиев Т. проф., академик (Азербайджан)
Бакиров А.Б. проф., (Кыргызстан)
Беспаяев Х.А. проф. (Казахстан)
Бишимбаев В.К. проф., академик (Казахстан)
Буктуков Н.С. проф., академик (Казахстан)
Булат А.Ф. проф., академик (Украина)
Ганиев И.Н. проф., академик (Таджикистан)
Грэвис Р.М. проф. (США)
Ергалиев Г.К. проф., академик (Казахстан)
Жуков Н.М. проф. (Казахстан)
Кенжалиев Б.К. проф. (Казахстан)
Кожаметов С.М. проф., академик (Казахстан)
Конторович А.Э. проф., академик (Россия)
Курскеев А.К. проф., академик (Казахстан)
Курчавов А.М. проф., (Россия)
Медеу А.Р. проф., академик (Казахстан)
Мухамеджанов М.А. проф., чл.-корр. (Казахстан)
Нигматова С.А. проф. (Казахстан)
Оздоев С.М. проф., академик (Казахстан)
Постолатий В. проф., академик (Молдова)
Ракишев Б.Р. проф., академик (Казахстан)
Сейтов Н.С. проф., чл.-корр. (Казахстан)
Сейтмуратова Э.Ю. проф., чл.-корр. (Казахстан)
Степанец В.Г. проф., (Германия)
Хамфери Дж.Д. проф. (США)
Штейнер М. проф. (Германия)

«Известия НАН РК. Серия геологии и технических наук».

ISSN 2518-170X (Online),

ISSN 2224-5278 (Print)

Собственник: Республиканское общественное объединение «Национальная академия наук Республики Казахстан (г. Алматы)

Свидетельство о постановке на учет периодического печатного издания в Комитете информации и архивов Министерства культуры и информации Республики Казахстан №10892-Ж, выданное 30.04.2010 г.

Периодичность: 6 раз в год

Тираж: 300 экземпляров

Адрес редакции: 050010, г. Алматы, ул. Шевченко, 28, ком. 219, 220, тел.: 272-13-19, 272-13-18,
<http://nauka-nanrk.kz/geology-technical.kz>

© Национальная академия наук Республики Казахстан, 2018

Адрес редакции: Казахстан, 050010, г. Алматы, ул. Кабанбай батыра, 69а.

Институт геологических наук им. К. И. Сатпаева, комната 334. Тел.: 291-59-38.

Адрес типографии: ИП «Аруна», г. Алматы, ул. Муратбаева, 75

Editor in chief

doctor of Economics, professor, academician of NAS RK

I. K. Beisembetov

Deputy editor in chief

Zholtayev G.Zh. prof., dr. geol-min. sc.

Editorial board:

Abakanov T.D. prof. (Kazakhstan)
Abisheva Z.S. prof., academician (Kazakhstan)
Agabekov V.Ye. academician (Belarus)
Aliyev T. prof., academician (Azerbaijan)
Bakirov A.B. prof., (Kyrgyzstan)
Bespayev Kh.A. prof. (Kazakhstan)
Bishimbayev V.K. prof., academician (Kazakhstan)
Buktukov N.S. prof., academician (Kazakhstan)
Bulat A.F. prof., academician (Ukraine)
Ganiyev I.N. prof., academician (Tadjikistan)
Gravis R.M. prof. (USA)
Yergaliev G.K. prof., academician (Kazakhstan)
Zhukov N.M. prof. (Kazakhstan)
Kenzhaliyev B.K. prof. (Kazakhstan)
Kozhakhmetov S.M. prof., academician (Kazakhstan)
Kontorovich A.Ye. prof., academician (Russia)
Kurskeyev A.K. prof., academician (Kazakhstan)
Kurchavov A.M. prof., (Russia)
Medeu A.R. prof., academician (Kazakhstan)
Muhamedzhanov M.A. prof., corr. member. (Kazakhstan)
Nigmatova S.A. prof. (Kazakhstan)
Ozdoev S.M. prof., academician (Kazakhstan)
Postolatii V. prof., academician (Moldova)
Rakishev B.R. prof., academician (Kazakhstan)
Seitov N.S. prof., corr. member. (Kazakhstan)
Seitmuratova Ye.U. prof., corr. member. (Kazakhstan)
Stepanets V.G. prof., (Germany)
Humphery G.D. prof. (USA)
Steiner M. prof. (Germany)

News of the National Academy of Sciences of the Republic of Kazakhstan. Series of geology and technology sciences.

ISSN 2518-170X (Online),

ISSN 2224-5278 (Print)

Owner: RPA "National Academy of Sciences of the Republic of Kazakhstan" (Almaty)

The certificate of registration of a periodic printed publication in the Committee of information and archives of the Ministry of culture and information of the Republic of Kazakhstan N 10892-Ж, issued 30.04.2010

Periodicity: 6 times a year

Circulation: 300 copies

Editorial address: 28, Shevchenko str., of. 219, 220, Almaty, 050010, tel. 272-13-19, 272-13-18,
<http://nauka-nanrk.kz/geology-technical.kz>

© National Academy of Sciences of the Republic of Kazakhstan, 2018

Editorial address: Institute of Geological Sciences named after K.I. Satpayev
69a, Kabanbai batyr str., of. 334, Almaty, 050010, Kazakhstan, tel.: 291-59-38.

Address of printing house: ST "Aruna", 75, Muratbayev str, Almaty

NEWS

OF THE NATIONAL ACADEMY OF SCIENCES OF THE REPUBLIC OF KAZAKHSTAN

SERIES OF GEOLOGY AND TECHNICAL SCIENCES

ISSN 2224-5278

Volume 3, Number 429 (2018), 130 – 136

UDC 546.65:631.851

**B. K. Massalimova¹, Kh. R. Sadieva¹, G. K. Matniyazova¹,
I. G. Tsoy¹, D. A. Kulbaeva¹, A. B. Satkymbayeva¹, A. A. Bakybayev²**

¹M. Kh. Dulaty Taraz State University, Taraz, Kazakhstan,

²Tomsk State University, Tomsk, Russia.

E-mail: massalimova15@mail.ru

**EXTRACTION OF RARE-EARTH ELEMENTS
FROM THE COMPOSITION
OF KARATAU PHOSPHORITES**

Abstract. Karatau phosphorite concentrate is a perspective and unique raw material for complex processing, which allows to obtain strontium, rare earth metal and fluorine compounds along with the main product - phosphorus fertilizers. In spite of the obvious ecological expediency of complex processing of phosphorite, actually, there is the only industrial scheme involving associated extraction of rare-earth elements, strontium and the utilization of fluorine, based on the decomposition of phosphorite with nitric acid.

This article presents the results of a study of the decomposition of the Karatau phosphorites (Kokzhon and Koksus deposits) with hydrochloric and nitric acids in a ratio of 1: 1, with an increase in temperature to 85-90 °C, for 30 minutes with vigorous stirring. The chemical composition of the products obtained was determined by titrimetric, gravimetric, photocolometric, potentiometric methods.

Analysis of the samples showed that the mass fraction of rare-earth elements in the concentrate obtained by extraction with nitric acid was 27%, hydrochloric acid - 36% and the extraction rate of rare-earth elements with respect to their content in phosphorite was 75%. It is possible to obtain 20-36 kg of rare-earth metal concentrate in the processing of 1 ton of phosphorite

Key words: rare earth elements, extraction, phosphorites, decomposition, concentrate.

Introduction. Rare-earth metals are one of the most scarce and demanded types of mineral raw materials, since they are used in various areas, including radio electronics, engineering, nuclear industry, chemical sector, defense industry, etc., and the global demand for them multiple exceeds the market offer [1-4, 13]. The production of rare and rare-earth metals is a promising area of industrial-innovative development of Kazakhstan aimed at creating high-tech industries.

Karatau phosphorite concentrate is a promising and unique raw material for complex processing, which allows to obtain compounds of strontium, rare earth elements and fluorine along with the main product - phosphorus fertilizers [5, 6]. In spite of the obvious ecological expediency of complex processing of phosphorite, actually, there is the only industrial scheme involving the associated extraction of rare-earth elements, strontium and utilization of fluorine, based on the decomposition of phosphorite with nitric acid [7].

The aim of this work is to develop an efficient method for extracting rare-earth elements from the Karatau phosphorites.

Methods. According to the physicochemical properties of Kokzhon, Koksus phosphorite flour (standard grinding, moisture content 0.1-0.3%) has a bulk density (t/per m³): 1.10-1.20 on the conveyor, 1.45-1.50 when freshly poured in railway carriage, up to 1.6 after transportation by railway and 1.8-2.0 after a long-term storage in the warehouse. Dry Kokzhon, Koksus phosphorite flour is very fluid, flows like a liquid at an angle of 15-20°. Being humidified to 0.75-1.5% flour loses fluidity and is capable of caking.

The isolation of rare-earth elements from phosphate concentrate obtained by processing of phosphorites from Kokzhon and Koksu deposits has been investigated.

Prior to the beginning of the main studies, X-ray diffractometric analysis of chemical composition of the initial phosphorite has been carried out on the automatic diffractometer DRON-3 with $Cu_{K\alpha}$ radiation, β -filter. Conditions for shooting diffraction patterns: $U = 35$ kV; $I = 20$ mA; shooting θ - 2θ ; detector 2 gr/min. X-ray phase analysis on a semi-quantitative basis was performed on the diffraction patterns of powder samples using the method of equal weights and artificial mixtures. Quantitative ratios of crystalline phases were determined. Interpretation of the diffractograms was carried out using the ICDD file data: powder diffractometry database PDF2 (Powder Diffraction File) and diffractograms of pure minerals.

The essence of the method lies in the fact that the residual solid phase is subjected to secondary decomposition. 1 kg of the phosphate rare earth concentrates and 200 g of finely ground secondary pulp were fed to the reactor. 3.0 liters of 2N nitric acid were added to this mass. The isolation was carried out by heating in 2 N nitric acid (sample №1), in 2 N hydrochloric acid (sample №2) at solid-liquid ratio of 1: 2.5-3.5 in the presence of oxalic acid (50 wt. % excess above stoichiometry when converted to oxides of rare earth elements). The precipitate of oxalates was separated by filtration, washed with water and calcined [8-12].

1.0 ml of the liquid phase was diluted with distilled water in a volumetric flask of 100 ml. 5-10 ml aliquots were taken for chemical and physico-chemical composition analysis: for determination of total nitrogen, sodium nitrite and P_2O_5 , calcium and magnesium oxide, iron, aluminum, chlorine and etc. The solid phase had been first dried at room temperature, then in an oven at a temperature of 80-850 °C and the mass fraction of moisture was determined.

Two different samples were tested (decomposition of phosphorites with 2 N nitric acid and decomposition of phosphorites with 2N hydrochloric acid). 10 ml of concentrate were poured into a 100 ml flask, then diluted with distilled water and mixed thoroughly. An aliquot of the solution obtained was analyzed by atomic emission spectroscopy on Agilent 4200 MP-AES [8].

Then it was reanalyzed by atomic-emission spectroscopy on a DFS-13 diffraction spectrograph with a grating of 500 strokes per mm and a linear dispersion of 0.4 nm/mm, manufactured in Russia. Excitation of the spectra was carried out in an electric arc at current strength 14 A, detection of spectra in the ultraviolet region 230-345 nm was carried out on PFS-03 photographic plates which are sensitive in this wavelength interval. GSO 8670-2005 (SGD-2A), GSO 3484-86 (SGXM-2) were used as reference samples. The research was carried out in the K. I. Satpayev Scientific Research Institute of Geological Sciences in Almaty.

Results and discussion. The Karatau phosphorite contains up to 5-7% of the rare-earth elements 70% of which are transferred to a precipitate of calcium sulfate during sulfuric acid decomposition. Along with rare-earth elements, the precipitate contains small amounts of fluoride and phosphate ions. The resulting sediment is a waste of the of mineral fertilizer production [14-20], called "phosphogypsum", and forms gigantic mountains around the plants for processing of Karatau phosphorites (Taraz city).

Table 1 – Results of semi-quantitative X-ray phase analysis of crystalline phases of the original phosphorite.

Mineral	Formula	Concentration, %
Gypsum	$Ca(SO_4)(H_2O)_2$	43.5
Quartz	SiO_2	33.8
Bassanite	$CaSO_4 \cdot 0.5H_2O$	19.8
Mica	$KAl_2(AlSi_3O_{10})(OH)_2$	2.9

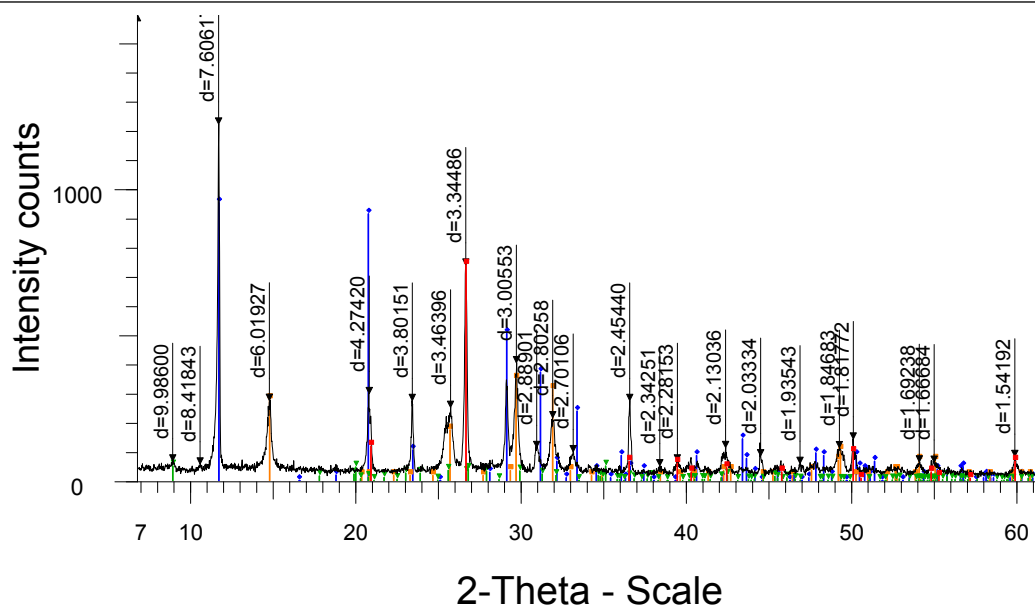


Figure 1 – Diffractogram of a sample of initial phosphorite (Ca-P-clay)

Table 2 – Determination of rare-earth element content in the Karatau phosphorite by atomic emission spectroscopy (Agilent 4200 MP-AES)

#	Sample	Label element, nm	Concentration	Unit	SD	%, RSD
1	Sample№1. Decomposition of phosphorites 2 nHNO ₃	Se (196,026)	0,27	Ppm	0,08	29,76
		Zn (213,857)	0,15		0,00	1,68
		Cd (228,802)	0,00		0,00	>100
		Sr (407,771)	8,19		0,03	0,42
		Ba (455,403)	1,48		0,00	0,20
		Cu (324,754)	0,06		0,00	0,48
		Ni (352,454)	0,31		0,00	0,61
		As (193,695)	0,73		0,22	29,81
		Co (340,512)	0,53		0,01	1,06
		Pb (405,781)	-0,12 mu		0,00	1,75
		Mo(379,825)	0,08		0,00	1,05
		Mn(403,076)	17,73 o		0,05	0,29
		Cr (425,433)	0,27		0,01	2,47
		Al (396,152)	13,70 o		0,79	5,78
2	Sample№2. Decomposition of phosphorites 2 nHCl	Se (196,026)	-0,28 u	Ppm	0,12	43,27
		Zn (213,857)	0,25		0,00	0,83
		Cd (228,802)	0,00		0,00	>100,00
		Sr (407,771)	10,28		0,05	0,49
		Ba (455,403)	0,36		0,00	0,19
		Cu (324,754)	0,12		0,00	0,23
		Ni (352,454)	0,23		0,00	0,60
		As (193,695)	0,75		0,35	46,98
		Co (340,512)	-0,02u		0,00	5,48
		Pb (405,781)	-0,27 mv		0,01	2,24
		Mo(379,825)	0,05		0,00	4,17
		Mn(403,076)	20,44		0,03	0,14
		Cr (425,433)	0,43		0,04	9,69
		Al (396,152)	73,34 o		5,64	7,69

The data presented in the table prove that the highest efficiency in the decomposition of phosphorites with mineral acids is achieved when hydrochloric acid is used (2N HCl). For example Se - 43.27 against 29.76 with nitric acid; As -46.98 vs. 29.81; Cr - 9.69 vs. 2.47, etc.

Table 3 – Summary data on the chemical analysis of secondary concentrates of Karatau phosphorites, decomposed in nitric and hydrochloric acid

#	Content of mass fraction, %													
	Moist.	P ₂ O ₅	Cl ⁻	C ₂ H ₂	SO ₄ ²⁻	F ⁻	SiO ₂	CaO	MgO	Fe ₂ O ₃	Al ₂ O ₃	Tot. nitrogen	NaNO ₂	NO ₃ ⁻
2 n HNO ₃ (liquid phase)	–	1,9	7,92	0,0112	2,06	0,77	20,9	0,145	0,014	0,03	0,002	4,23	2,07	17,4
2 n HNO ₃ (solid phase)	9,17	0,13	2,64	0,114	2,06	1,52	11,4	0,0207	0,014	0,02	0,06	1,29	1,93	0,02
Summary, %	–	2,03	10,52	0,1252	4,12	2,29	32,3	0,1657	0,028	0,05	0,062	5,52	4,00	17,42
2 n HNO ₃ (liquid phase)	–	0,8	61,8	0,0082	2,06	0,42	23,46	0,103	0,028	0,03	0,003	1,53	2,06	–
2 n HNO ₃ (solid phase)	8,28	0,5	7,92	0,152	2,26	1,615	22,83	0,014	0,014	0,01	0,06	2,23	2,08	–
Summary, %	–	1,3	69,72	0,1602	4,32	2,035	46,29	0,117	0,042	0,04	0,063	3,76	4,14	–

It can be seen (table 3) that after secondary decomposition of pulp, it still contains valuable elements, which can be used as fertilizers.

Samples of secondary concentrates of Karatau phosphorites, decomposed in nitric and hydrochloric acids, were studied by IR spectroscopic method. In figure 2, weakly pronounced bands characteristic of phosphoric acid with frequencies of 2319 cm⁻¹ and medium pronounced bands characteristic of nitrate ions with frequencies of 694 cm⁻¹, 729 cm⁻¹, 879 cm⁻¹ are observed.

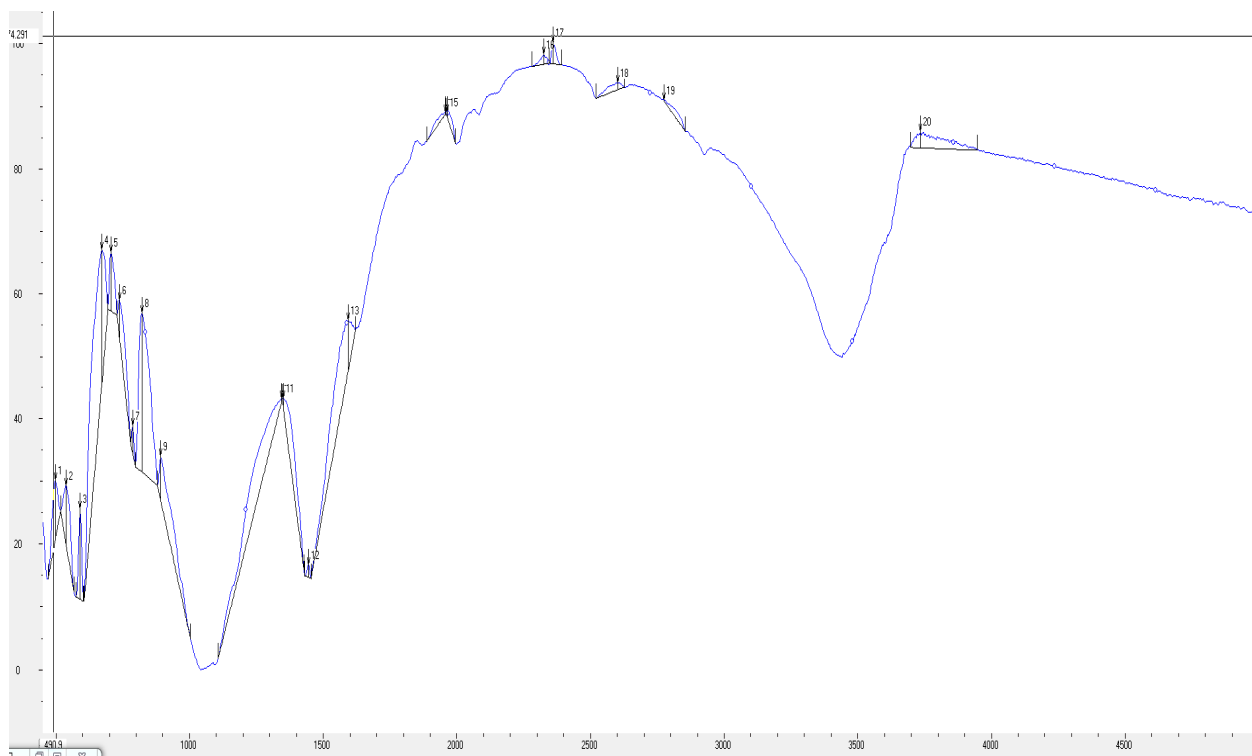


Figure 2 – IR spectra of solutions obtained by decomposition of Karatau phosphorites with nitric acid. The abscissa axis is the oscillation frequency (cm⁻¹), the ordinate – transmission (%)

The IR spectra of solutions obtained by decomposition of Karatau phosphorites with hydrochloric acid (figure 3) show medium-pronounced bands characteristic of phosphoric acid with frequencies of 2144 cm^{-1} , 2403 cm^{-1} , as well as weakly pronounced bands of 2673 cm^{-1} , corresponding to phosphoric acid.

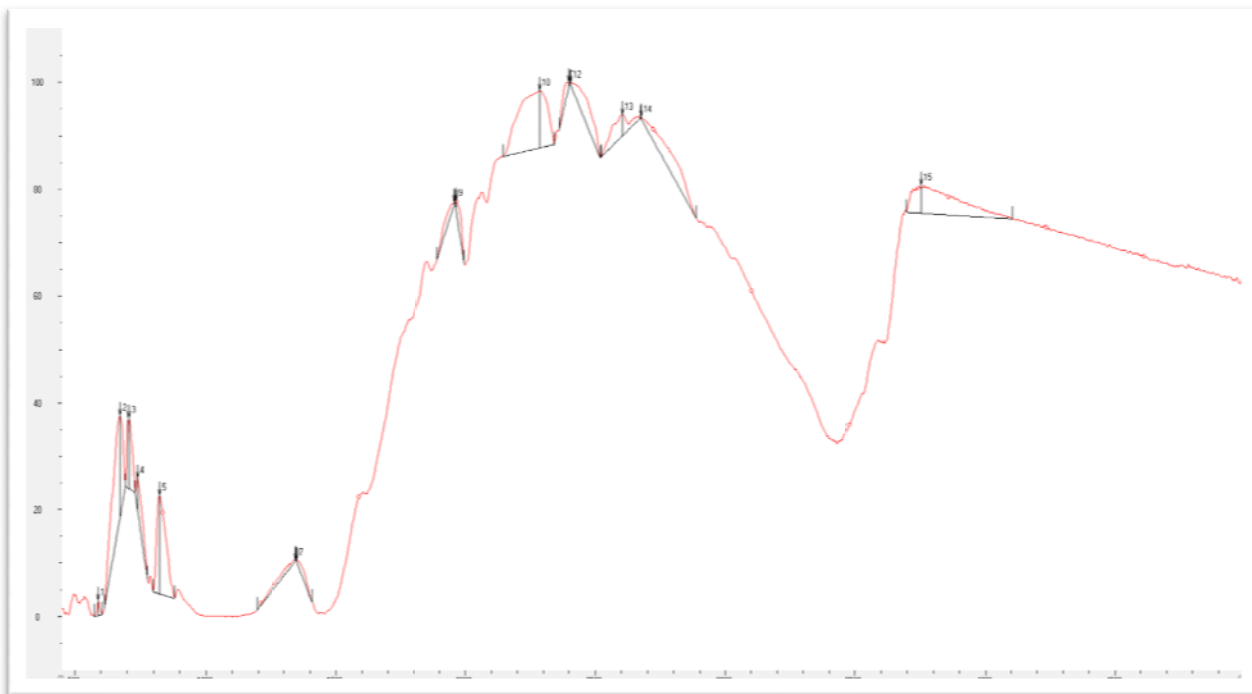


Figure 3 – IR spectra of solutions obtained by decomposition of Karatau phosphorites with hydrochloric acid. The abscissa axis is the oscillation frequency (cm^{-1}), the ordinate axis is the transmission (%)

The results of chemical and physicochemical analysis of the liquid and solid phases of products, obtained by decomposition of Karatau phosphorites with nitric and hydrochloric acids, confirm and supplement each other and show that the main products are phosphates, nitrates and calcium chlorides. The product also contains rare-earth elements with a mass fraction of 23-36% with respect to the initial content in phosphorite.

Conclusions. The results of chemical composition study of Karatauphosphorite include rare-earth elements within Se - 23,0-29,76%, Zn - 0,5-1,68%, Sr - 0,42-2,0%, Ba - 0.20-2.8%, Cu - 0.48-3.6%, Ni - 0.61-0.75%, As - 29.81-32.0%, Co - 1.06-2,10%, Pb - 1.75-2.0%, Mo - 0.8-1.05%, Mn - 0.29-0.35%, Cr - 2.47-3.8%, Al - 5.78-7.9% Y-(yttrium) - 0.007-0.15%, Yb-(ytterbium) - 0.005-0.7%, La-(lanthanum) - 0.025-0.15%, Ce-(cerium) - 0.05-0.30%, Gd- (gadolinium) - 0.002%, Nd-(neodymium) - 0.04-0.05%, Sm-(samarium) - 0.01%, Eu-(europium) - 0.001%, Tb-(terbium) - 0.005%, Dy-(dysprosium) - 0.01%, No- (golya) - 0.001%, Er-(erbium) - 0.01%, Lu-(Lutetium) - 0.001%, Tm-(thulium) -0.0001-0.10%, Pr-(praseodymium) - 0.02%, etc.

The initial Karatauphosphorites contain 23.23% of the sum of rare-earth elements (in terms of oxides), the content of the mass fraction of% CaO, P_2O_5 , and also the compounds of iron and aluminum. When processing 1 ton of phosphorite obtaining of about 20-36 kg of the sum of rare-earth element concentrate is possible. The mass fraction of rare-earth elements for decomposition with hydrochloric acid is 36%, and with nitric acid is 27%. The recovery of REE in the concentrate is ~ 75% with respect to the initial content in phosphorite.

Source of funding for the study. Initiative project of the "Chemistry and Chemical Technology" department "Research and development of technology for ammonia capture and processing of phosphogypsum in the production of ammophos with obtaining of rare earth element concentrate".

REFERENCES

- [1] Naumov A.V. *Izvestija vuzov. Cvetnaja metallurgija*. 2008, 1, 22-31. (In Russ.).
- [2] Pei Liad, Yan Liu, Li Guo. Determination of trace rare earth elements by inductively coupled plasma atomic emission spectrometry after preconcentration with multi walled carbon nanotubes. *Spectrochimica Acta Part B: Atomic Spectroscopy*. 2005, 3(1), 125-129. (In Eng.).
- [3] Bushuev N.N., Zinin D.S. *Zhurnal Uspehi v himii i himicheskoj tehnologij*. 2013, XXVII (2), 36-38. (In Russ.).
- [4] Lokin Je.P., Taraeva O.A. *Materialy mezhdunar. nauchno-praktiches. konf-cii, NIUIF*. 2012, 111-117. (In Russ.).
- [5] Beloborodov V.I. *Mezhdunar. soveshhanie «Novye tehnologii obogashhenija i kompleksnoj pererabotki trudnoobogatimogo prirodno go i tehnogennogo syr'ja»*, Verhnaja Pыshma. 2011, 44-46. (In Russ.).
- [6] Kosynkin V. D. *Cvetnye metally*. 2012, 3, 31-34. (In Russ.).
- [7] Saharov Ju.N., Mahotkin A.F., Mahotkin I.A., Sitkin. *Zhurnal Prikladnaja mehanika i himicheskaja tehnologija*. 2011, 3, 6-10. (In Russ.).
- [8] Zhernokleeva K.V. *Analiz redkozemel'nyh metallov i ih oksidov atomno-jemissionnym spektral'nyim metodami s induktivno svjazannoj plazmoj: disser-ja k.t.n.*, M: 2011, 18-40. (In Russ.).
- [9] Kudajbergenova N.K., Stecjura M.M., Fazylova O.S., Semashko V.A. *Izvestija NAN RK. Serija geologii i tehniceskikh nauk*. 2017, 2, 31-36. (In Russ.).
- [10] Bajsalova A.O., Dolgopolova A.V., Seltmann R., Stepanov A.V., Bekenova G.K. *Izvestija NAN RK. Serija geologii i tehniceskikh nauk*. 2017, 2, 37-45. (In Russ.).
- [11] Omirserikov M.Sh., Agata Dushmal-Chernichkevich, Isaeva L.D., Asubaeva S.K., Togizov K.S. *Izvestija NAN RK. Serija geologii i tehniceskikh nauk*. 2017, 3, 35-43. (In Russ.).
- [12] Shapalov Sh.K., Arystanova S.D., Tleuov A.S., Bitemirova A.E., Kerimbaeva K.Z., Adyrbekova G.M., Kuspangalieva H.K., Mahambetov M.Zh., Kenzhalieva G.D., Altybaev Zh.M. *Izvestija NAN RK. Serija geologii i tehniceskikh nauk*. 2017, 3, 241-244. (In Russ.).
- [13] Rakishev B.M. *Izvestija NAN RK. Serija geologii i tehniceskikh nauk*. 2016, 2, 29-39. (In Russ.).
- [14] Zhajmina V.Ja., Mustapaeva S.N. *Izvestija NAN RK. Serija geologii i tehniceskikh nauk*. 2016, 4, 5-17. (In Russ.).
- [15] Antonenko A.A., Zhukov N.M., Gercen L.E., Gokolova T.V. *Izvestija NAN RK. Serija geologii i tehniceskikh nauk*. 2016, 4, 18-27. (In Russ.).
- [16] Isaeva L.D., Djusembaeva K.Sh., Kembraev M.K., Jusupova U., Asubaeva S.K. *Izvestija NAN RK. Serija geologii i tehniceskikh nauk*. 2015, 2, 23-30. (In Russ.).
- [17] Rodnova V.I., Gilev Ju.N., Mamonov E.P., Umarbekova Z.T. *Izvestija NAN RK. Serija geologii i tehniceskikh nauk*. 2015, 4, 23-32. (In Russ.).
- [18] Isaeva L.D., Djusembaeva K.Sh., Kembraev M.K., Jusupova U. *Izvestija NAN RK. Serija geologii i tehniceskikh nauk*. 2015, 5, 57-65. (In Russ.).
- [19] Kurbanijazov S.K., Abdumutalip N.A., Zhanbaz M., Tojchibekova G.B. *Izvestija NAN RK. Serija geologii i tehniceskikh nauk*. 2014, 4, 44-46. (In Russ.).
- [20] Ivleva E.A., Pak N.T. *Izvestija NAN RK. Serija geologii i tehniceskikh nauk*. 2013, 6, 37-45. (In Russ.).

**Б. Қ. Масалимова¹, Х. Р. Садиева¹, Г. К. Матниязова¹,
И. Г. Цой¹, Д. А. Кульбаева¹, А. Б. Саткымбаева¹, А. А. Бакибаев²**

¹М. Х. Дулати атындағы Тараз мемлекеттік университеті, Тараз, Қазақстан,
²Томск мемлекеттік университеті, Томск, Ресей

ҚАРАТАУ ФОСФОРИТТЕРДІҢ ҚҰРАМЫНАН СИРЕК-ЖЕР ЭЛЕМЕНТТЕРДІ БӨЛІП АЛУ

Аннотация. Қаратау фосфорит концентраты – кешенді қайта өңдеуге қажетті перспективалық және бірегей шикізат, одан фосфорлы тыңайтқыш сияқты негізгі өнімнен басқа, стронцийдың қосылыстары, сирек жер элементтерін және фторды алуға мүмкіндіктері бар. Фосфоритті кешенді қайта өңдеудің айқын экологиялық негіздемесіне қарамастан, қазіргі уақытта сирек жер элементтерін, стронцийды және фторды жолай бөліп алу үшін жалғыз өндірістік сызбасы бар, ол фосфоритті азот қышқылымен ыдыратуға негізделген.

Бұл мақалада Қаратау (Көкжон, Көксу кен орындары) фосфориттерін тұз және азот қышқылдарымен ыдыратуын ара-қатынасы 1:1, температураны 85-90⁰С дейін жоғарылатқанда, 30 минут аралығында қарқынды түрде араластыру арқылы зерттеу нәтижелері келтірілген. Алынған өнімдердің химиялық құрамы титриметриялық, гравиметриялық, фотоколориметриялық, потенциометриялық әдістермен анықталды.

Алынған нысандардың талдауы бойынша концентраттағы сирек жер элементтерінің массалық үлесі азот қышқылымен бөліп алғанда 27%, ал тұз қышқылымен 36% құрады, сирек жер элементтерін концентраттан бөліп алу ~ 75% фосфориттің құрамындағы қатынасына қарай 1 тонна фосфоритті қайта өңдеу барысында 20-36 кг сирек жер элементтерінің концентрат сомасын алуға мүмкіндігі бар.

Түйін сөздер: сирек жер элементтері, бөліп алу, ыдырату, концентрат.

Б. К. Масалимова¹, Х. Р. Садиева¹, Г. К. Матниязова¹,
И. Г. Цой¹, Д. А. Кулбаева¹, А. Б. Саткымбаева¹, А. А. Бакибаев²

¹Таразский государственный университет им. М. Х. Дулати, Тараз, Казахстан,

²Томский государственный университет, Томск, Россия

ИЗВЛЕЧЕНИЕ РЕДКОЗЕМЕЛЬНЫХ ЭЛЕМЕНТОВ ИЗ СОСТАВА ФОСФОРИТОВ КАРАТАУ

Аннотация. Каратауский фосфоритовый концентрат – перспективное и уникальное сырье для комплексной переработки, позволяющее получить, помимо основного продукта – фосфорных удобрений, соединения стронция, редкоземельных элементов и фтора. Несмотря на явную экологическую целесообразность комплексной переработки фосфорита, в настоящее время существует единственная промышленная схема, предусматривающая попутное извлечение редкоземельных элементов, стронция и утилизацию фтора, основанная на разложении фосфорита азотной кислотой.

В данной статье представлены результаты исследования разложения фосфоритов Каратау (месторождения Кокжон и Коксу) соляной и азотной кислотами в соотношении 1:1, при повышении температуры до 85-90 °С, в течение 30 минут с интенсивным перемешиванием. Химический состав полученных продуктов определяли титриметрическим, гравиметрическим, фотоколориметрическим, потенциометрическим методами.

Анализ полученных образцов показал, что массовая доля редкоземельных элементов в концентрате при извлечении азотной кислотой составила 27%, соляной кислотой – 36%, извлечение редкоземельных элементов в концентрат ~ 75 % по отношению к содержанию в фосфорите. Существует возможность получения 20-36 кг суммы концентрата редкоземельных элементов при переработке 1 т фосфорита.

Ключевые слова: редкоземельные элементы, извлечение, фосфориты, разложение, концентрат.

Information about authors:

Massalimova Bakytgul Kabykenovna – candidate of chemical science, manager of “Chemistry and chemical technology department”, M. Kh. Dulaty Taraz state university, e-mail: massalimova15@mail.ru

Sadieva Halipa Ryskulovna – candidate of technical science, associated professor of “Chemistry and chemical technology department”, M. Kh. Dulaty Taraz state university, e-mail: xalipa71@mail.ru

Matniyazova Gulsim Kadyrhanovna – PhD, associated professor of “Chemistry and chemical technology department”, M. Kh. Dulaty Taraz state university, e-mail: gulsim.matniyazova@mail.ru

Tsoy Irina Genadievna – candidate of chemical science, associated professor of “Chemistry and chemical technology department”, M. Kh. Dulaty Taraz state university, e-mail: tsoyirinagen@mail.ru

Kulbaeva Dilbar Almanovna – master of technique and technology, senior teacher of “Chemistry and chemical technology department”, M. Kh. Dulaty Taraz state university, e-mail: Dikush63@mail.ru

Satkymbayeva Aigerim Bakytkyzy – Master of natural science, teacher of “Chemistry and chemical technology department”, M. Kh. Dulaty Taraz state university, e-mail: aikesha2005@mail.ru

Bakymbayev Abdygali Abdimanapovich – Doctor of Chemical Sciences, Professor, leading researcher of the Laboratory of Catalytic Studies of Tomsk State University. e-mail: bakibaev@mail.ru

Publication Ethics and Publication Malpractice in the journals of the National Academy of Sciences of the Republic of Kazakhstan

For information on Ethics in publishing and Ethical guidelines for journal publication see <http://www.elsevier.com/publishingethics> and <http://www.elsevier.com/journal-authors/ethics>.

Submission of an article to the National Academy of Sciences of the Republic of Kazakhstan implies that the described work has not been published previously (except in the form of an abstract or as part of a published lecture or academic thesis or as an electronic preprint, see <http://www.elsevier.com/postingpolicy>), that it is not under consideration for publication elsewhere, that its publication is approved by all authors and tacitly or explicitly by the responsible authorities where the work was carried out, and that, if accepted, it will not be published elsewhere in the same form, in English or in any other language, including electronically without the written consent of the copyright-holder. In particular, translations into English of papers already published in another language are not accepted.

No other forms of scientific misconduct are allowed, such as plagiarism, falsification, fraudulent data, incorrect interpretation of other works, incorrect citations, etc. The National Academy of Sciences of the Republic of Kazakhstan follows the Code of Conduct of the Committee on Publication Ethics (COPE), and follows the COPE Flowcharts for Resolving Cases of Suspected Misconduct (http://publicationethics.org/files/u2/New_Code.pdf). To verify originality, your article may be checked by the Cross Check originality detection service <http://www.elsevier.com/editors/plagdetect>.

The authors are obliged to participate in peer review process and be ready to provide corrections, clarifications, retractions and apologies when needed. All authors of a paper should have significantly contributed to the research.

The reviewers should provide objective judgments and should point out relevant published works which are not yet cited. Reviewed articles should be treated confidentially. The reviewers will be chosen in such a way that there is no conflict of interests with respect to the research, the authors and/or the research funders.

The editors have complete responsibility and authority to reject or accept a paper, and they will only accept a paper when reasonably certain. They will preserve anonymity of reviewers and promote publication of corrections, clarifications, retractions and apologies when needed. The acceptance of a paper automatically implies the copyright transfer to the National Academy of Sciences of the Republic of Kazakhstan.

The Editorial Board of the National Academy of Sciences of the Republic of Kazakhstan will monitor and safeguard publishing ethics.

Правила оформления статьи для публикации в журнале смотреть на сайте:

www.nauka-nanrk.kz

ISSN 2518-170X (Online), ISSN 2224-5278 (Print)

<http://geolog-technical.kz/index.php/kz/>

Верстка Д. Н. Калкабековой

Подписано в печать 14.05.2018.
Формат 70x881/8. Бумага офсетная. Печать – ризограф.
24,2 п.л. Тираж 300. Заказ 3.