

ISSN 2518-170X (Online),  
ISSN 2224-5278 (Print)

ҚАЗАҚСТАН РЕСПУБЛИКАСЫ  
ҰЛТТЫҚ ҒЫЛЫМ АКАДЕМИЯСЫНЫҢ  
Қ. И. Сәтпаев атындағы Қазақ ұлттық техникалық зерттеу университеті

# Х А Б А Р Л А Р Ы

---

---

## ИЗВЕСТИЯ

НАЦИОНАЛЬНОЙ АКАДЕМИИ НАУК  
РЕСПУБЛИКИ КАЗАХСТАН  
Казакский национальный исследовательский  
технический университет им. К. И. Сатпаева

## NEWS

OF THE ACADEMY OF SCIENCES  
OF THE REPUBLIC OF KAZAKHSTAN  
Kazakh national research technical university  
named after K. I. Satpayev

**SERIES  
OF GEOLOGY AND TECHNICAL SCIENCES**

**3 (435)**

**MAY – JUNE 2019**

THE JOURNAL WAS FOUNDED IN 1940

PUBLISHED 6 TIMES A YEAR

ALMATY, NAS RK

---

---

*NAS RK is pleased to announce that News of NAS RK. Series of geology and technical sciences scientific journal has been accepted for indexing in the Emerging Sources Citation Index, a new edition of Web of Science. Content in this index is under consideration by Clarivate Analytics to be accepted in the Science Citation Index Expanded, the Social Sciences Citation Index, and the Arts & Humanities Citation Index. The quality and depth of content Web of Science offers to researchers, authors, publishers, and institutions sets it apart from other research databases. The inclusion of News of NAS RK. Series of geology and technical sciences in the Emerging Sources Citation Index demonstrates our dedication to providing the most relevant and influential content of geology and engineering sciences to our community.*

*Қазақстан Республикасы Ұлттық ғылым академиясы "ҚР ҰҒА Хабарлары. Геология және техникалық ғылымдар сериясы" ғылыми журналының Web of Science-тің жаңаланған нұсқасы Emerging Sources Citation Index-те индекстелуге қабылданғанын хабарлайды. Бұл индекстелу барысында Clarivate Analytics компаниясы журналды одан әрі the Science Citation Index Expanded, the Social Sciences Citation Index және the Arts & Humanities Citation Index-ке қабылдау мәселесін қарастыруда. Web of Science зерттеушілер, авторлар, баспашылар мен мекемелерге контент тереңдігі мен сапасын ұсынады. ҚР ҰҒА Хабарлары. Геология және техникалық ғылымдар сериясы Emerging Sources Citation Index-ке енуі біздің қоғамдастық үшін ең өзекті және беделді геология және техникалық ғылымдар бойынша контентке адалдығымызды білдіреді.*

*НАН РК сообщает, что научный журнал «Известия НАН РК. Серия геологии и технических наук» был принят для индексирования в Emerging Sources Citation Index, обновленной версии Web of Science. Содержание в этом индексировании находится в стадии рассмотрения компанией Clarivate Analytics для дальнейшего принятия журнала в the Science Citation Index Expanded, the Social Sciences Citation Index и the Arts & Humanities Citation Index. Web of Science предлагает качество и глубину контента для исследователей, авторов, издателей и учреждений. Включение Известия НАН РК. Серия геологии и технических наук в Emerging Sources Citation Index демонстрирует нашу приверженность к наиболее актуальному и влиятельному контенту по геологии и техническим наукам для нашего сообщества.*

Б а с р е д а к т о р ы  
э. ғ. д., профессор, ҚР ҰҒА академигі

**И.К. Бейсембетов**

Бас редакторының орынбасары

**Жолтаев Г.Ж.** проф., геол.-мин. ғ. докторы

Р е д а к ц и я а л қ а с ы:

**Абаканов Т.Д.** проф. (Қазақстан)  
**Абишева З.С.** проф., академик (Қазақстан)  
**Агабеков В.Е.** академик (Беларусь)  
**Алиев Т.** проф., академик (Әзірбайжан)  
**Бакиров А.Б.** проф., (Қырғыстан)  
**Беспәев Х.А.** проф. (Қазақстан)  
**Бишимбаев В.К.** проф., академик (Қазақстан)  
**Буктуков Н.С.** проф., академик (Қазақстан)  
**Булат А.Ф.** проф., академик (Украина)  
**Ганиев И.Н.** проф., академик (Тәжікстан)  
**Грэвис Р.М.** проф. (АҚШ)  
**Ерғалиев Г.К.** проф., академик (Қазақстан)  
**Жуков Н.М.** проф. (Қазақстан)  
**Қожахметов С.М.** проф., академик (Қазақстан)  
**Конторович А.Э.** проф., академик (Ресей)  
**Курскеев А.К.** проф., академик (Қазақстан)  
**Курчавов А.М.** проф., (Ресей)  
**Медеу А.Р.** проф., академик (Қазақстан)  
**Мұхамеджанов М.А.** проф., корр.-мүшесі (Қазақстан)  
**Нигматова С.А.** проф. (Қазақстан)  
**Оздоев С.М.** проф., академик (Қазақстан)  
**Постолатий В.** проф., академик (Молдова)  
**Ракишев Б.Р.** проф., академик (Қазақстан)  
**Сейтов Н.С.** проф., корр.-мүшесі (Қазақстан)  
**Сейтмуратова Э.Ю.** проф., корр.-мүшесі (Қазақстан)  
**Степанец В.Г.** проф., (Германия)  
**Хамфери Дж.Д.** проф. (АҚШ)  
**Штейнер М.** проф. (Германия)

«ҚР ҰҒА Хабарлары. Геология мен техникалық ғылымдар сериясы».

**ISSN 2518-170X (Online),**

**ISSN 2224-5278 (Print)**

Меншіктенуші: «Қазақстан Республикасының Ұлттық ғылым академиясы» РҚБ (Алматы қ.).

Қазақстан республикасының Мәдениет пен ақпарат министрлігінің Ақпарат және мұрағат комитетінде  
30.04.2010 ж. берілген №10892-Ж мерзімдік басылым тіркеуіне қойылу туралы куәлік.

Мерзімділігі: жылына 6 рет.

Тиражы: 300 дана.

Редакцияның мекенжайы: 050010, Алматы қ., Шевченко көш., 28, 219 бөл., 220, тел.: 272-13-19, 272-13-18,  
<http://www.geolog-technical.kz/index.php/en/>

---

© Қазақстан Республикасының Ұлттық ғылым академиясы, 2019

Редакцияның Қазақстан, 050010, Алматы қ., Қабанбай батыра көш., 69а.

мекенжайы: Қ. И. Сәтбаев атындағы геология ғылымдар институты, 334 бөлме. Тел.: 291-59-38.

Типографияның мекенжайы: «Аруна» ЖК, Алматы қ., Муратбаева көш., 75.

Г л а в н ы й р е д а к т о р  
д. э. н., профессор, академик НАН РК

**И. К. Бейсембетов**

Заместитель главного редактора

**Жолтаев Г.Ж.** проф., доктор геол.-мин. наук

Р е д а к ц и о н н а я к о л л е г и я:

**Абаканов Т.Д.** проф. (Казахстан)  
**Абишева З.С.** проф., академик (Казахстан)  
**Агабеков В.Е.** академик (Беларусь)  
**Алиев Т.** проф., академик (Азербайджан)  
**Бакиров А.Б.** проф., (Кыргызстан)  
**Беспаяев Х.А.** проф. (Казахстан)  
**Бишимбаев В.К.** проф., академик (Казахстан)  
**Буктуков Н.С.** проф., академик (Казахстан)  
**Булат А.Ф.** проф., академик (Украина)  
**Ганиев И.Н.** проф., академик (Таджикистан)  
**Грэвис Р.М.** проф. (США)  
**Ергалиев Г.К.** проф., академик (Казахстан)  
**Жуков Н.М.** проф. (Казахстан)  
**Кожаметов С.М.** проф., академик (Казахстан)  
**Конторович А.Э.** проф., академик (Россия)  
**Курскеев А.К.** проф., академик (Казахстан)  
**Курчавов А.М.** проф., (Россия)  
**Медеу А.Р.** проф., академик (Казахстан)  
**Мухамеджанов М.А.** проф., чл.-корр. (Казахстан)  
**Нигматова С.А.** проф. (Казахстан)  
**Оздоев С.М.** проф., академик (Казахстан)  
**Постолатий В.** проф., академик (Молдова)  
**Ракишев Б.Р.** проф., академик (Казахстан)  
**Сейтов Н.С.** проф., чл.-корр. (Казахстан)  
**Сейтмуратова Э.Ю.** проф., чл.-корр. (Казахстан)  
**Степанец В.Г.** проф., (Германия)  
**Хамфери Дж.Д.** проф. (США)  
**Штейнер М.** проф. (Германия)

«Известия НАН РК. Серия геологии и технических наук».

**ISSN 2518-170X (Online),**

**ISSN 2224-5278 (Print)**

Собственник: Республиканское общественное объединение «Национальная академия наук Республики Казахстан (г. Алматы)

Свидетельство о постановке на учет периодического печатного издания в Комитете информации и архивов Министерства культуры и информации Республики Казахстан №10892-Ж, выданное 30.04.2010 г.

Периодичность: 6 раз в год

Тираж: 300 экземпляров

Адрес редакции: 050010, г. Алматы, ул. Шевченко, 28, ком. 219, 220, тел.: 272-13-19, 272-13-18,  
<http://nauka-nanrk.kz/geology-technical.kz>

---

© Национальная академия наук Республики Казахстан, 2019

Адрес редакции: Казахстан, 050010, г. Алматы, ул. Кабанбай батыра, 69а.

Институт геологических наук им. К. И. Сатпаева, комната 334. Тел.: 291-59-38.

Адрес типографии: ИП «Аруна», г. Алматы, ул. Муратбаева, 75

E d i t o r i n c h i e f

doctor of Economics, professor, academician of NAS RK

**I. K. Beisembetov**

Deputy editor in chief

**Zholtayev G.Zh.** prof., dr. geol-min. sc.

E d i t o r i a l b o a r d:

**Abakanov T.D.** prof. (Kazakhstan)  
**Abisheva Z.S.** prof., academician (Kazakhstan)  
**Agabekov V.Ye.** academician (Belarus)  
**Aliyev T.** prof., academician (Azerbaijan)  
**Bakirov A.B.** prof., (Kyrgyzstan)  
**Bespayev Kh.A.** prof. (Kazakhstan)  
**Bishimbayev V.K.** prof., academician (Kazakhstan)  
**Buktukov N.S.** prof., academician (Kazakhstan)  
**Bulat A.F.** prof., academician (Ukraine)  
**Ganiyev I.N.** prof., academician (Tadjikistan)  
**Gravis R.M.** prof. (USA)  
**Yergaliev G.K.** prof., academician (Kazakhstan)  
**Zhukov N.M.** prof. (Kazakhstan)  
**Kozhakhmetov S.M.** prof., academician (Kazakhstan)  
**Kontorovich A.Ye.** prof., academician (Russia)  
**Kurskeyev A.K.** prof., academician (Kazakhstan)  
**Kurchavov A.M.** prof., (Russia)  
**Medeu A.R.** prof., academician (Kazakhstan)  
**Muhamedzhanov M.A.** prof., corr. member. (Kazakhstan)  
**Nigmatova S.A.** prof. (Kazakhstan)  
**Ozdoyev S.M.** prof., academician (Kazakhstan)  
**Postolatii V.** prof., academician (Moldova)  
**Rakishev B.R.** prof., academician (Kazakhstan)  
**Seitov N.S.** prof., corr. member. (Kazakhstan)  
**Seitmuratova Ye.U.** prof., corr. member. (Kazakhstan)  
**Stepanets V.G.** prof., (Germany)  
**Humphery G.D.** prof. (USA)  
**Steiner M.** prof. (Germany)

**News of the National Academy of Sciences of the Republic of Kazakhstan. Series of geology and technology sciences.**

**ISSN 2518-170X (Online),**

**ISSN 2224-5278 (Print)**

Owner: RPA "National Academy of Sciences of the Republic of Kazakhstan" (Almaty)

The certificate of registration of a periodic printed publication in the Committee of information and archives of the Ministry of culture and information of the Republic of Kazakhstan N 10892-Ж, issued 30.04.2010

Periodicity: 6 times a year

Circulation: 300 copies

Editorial address: 28, Shevchenko str., of. 219, 220, Almaty, 050010, tel. 272-13-19, 272-13-18,  
<http://nauka-nanrk.kz/geology-technical.kz>

---

© National Academy of Sciences of the Republic of Kazakhstan, 2019

Editorial address: Institute of Geological Sciences named after K.I. Satpayev  
69a, Kabanbai batyr str., of. 334, Almaty, 050010, Kazakhstan, tel.: 291-59-38.

Address of printing house: ST "Aruna", 75, Muratbayev str, Almaty

**NEWS**

OF THE NATIONAL ACADEMY OF SCIENCES OF THE REPUBLIC OF KAZAKHSTAN

**SERIES OF GEOLOGY AND TECHNICAL SCIENCES**

ISSN 2224-5278

Volume 3, Number 435 (2019), 122 – 127

<https://doi.org/10.32014/2019.2518-170X.77>

UDC 541.138.537.311.6

**N. A. Vysotskaya<sup>1</sup>, B. N. Kabyzbekova<sup>1</sup>, K. A. Bekzhigitova<sup>1</sup>,  
R. Spabekova<sup>1</sup>, K. T. Kurbanbekov<sup>1</sup>, G. K. Ormanova<sup>2</sup>, E. G. Lukin<sup>3</sup>**

<sup>1</sup>South-Kazakhstan state university named after M. Auezov, Shymkent, Kazakhstan,

<sup>2</sup>South-Kazakhstan medical academy, Shymkent, Kazakhstan,

<sup>3</sup>LLC «Chemical technologies», Moscow, Russia.

E-mail: vysockaya42@mail.ru, balzhan.kbn@bk.ru, bka1964@mail.ru,  
Roza314@mail.ru, Ganya\_66@mail.ru, caja@mail.ru

## **PROTECTIVE ZINC COATINGS FROM ACID ELECTROLYTE OF ZINC-PLATING**

**Abstract.** The aim of the work is to select the a combination of surfactants to be introduced into the galvanizing electrolyte in order to obtain uniform, thick, non-porous zinc coatings, with a high probability of protecting the product surface from corrosion in corrosive environments - wet, underground, hot.

The object of research is the process of electrodeposition of zinc from simple sulfate galvanizing electrolytes with a combination of surfactants: succinic acid with urotropin, citric acid with thiourea, at a current density of 1-3 A/dm<sup>2</sup>, at a constant fixed pH value at room temperature. For an objective evaluation and comparison of the quality of zinc coatings obtained from electrolyte with combined surfactants, studies of electrolytic zinc production from an electrolyte containing no surfactants were performed. For both cases, an energy-dispersive electron microscopic expertise of zinc coatings was performed and presented in the form of photographs and tabular data. The elemental composition of zinc coatings obtained from electrolyte without surfactant and with combined surfactants is determined and presented. The chemical expertise of the zinc coating was carried out to determine its thickness and porosity. The effective effect of the selected surfactant combination on the quality of the zinc coating is shown. The conclusions are drawn and recommendations are given on the results of the conducted research.

**Keywords:** sulfate electrolytes, zinc coatings, surfactants (surfactants).

The metallic constructions can be protected from atmospheric, marine, underground, gas and other types of corrosion with the help of various protective coatings: metallic, paint and varnish, etc.

The hot methods for applying metallic protective coatings (methods of immersion in molten metal), diffusion methods, methods of metallization (spraying by compressed air of metal or alloy on the metallic surface), paint coatings, chemical coatings exploitative in different corrosive environments can't effectively to resist the aggressive corrosive environment. Effectively to protect the metallic products from corrosion only by way of electrolytic method applying possibly to their surface of the metallic coatings. The valuable property of the electrolytic method is the opportunity to regulate of the coating thickness, down to fractions of the micron, which allows at coating efficiency of coating to save electrolyte. Electrolytic zinc, copper, chrome, nickel, cadmium galvanic coatings attached to the protected metallic product not only decorative finish (coating color and gloss), but also impart the necessary properties to the coating, such as hardness, porosity, uniformity over the entire surface of the protected product [4, 5].

To receive high-quality cathodic zinc coatings obtained from acidic sulfate electrolyte containing succinic acid as the surfactant in combination with urotropine, reagents of the grade "chemically pure" were used: zinc sulfate, sodium sulfate, aluminum sulfate, surfactants, anodes from electrolytically pure zinc, steel cathodes brand ST-3.

We carried out researches of electrolyte without surfactant to compare the quality of zinc coatings. In the table 1 shows the results of the quality of the zinc coatings obtained from the acid sulfate electrolyte

Table 1 – Zinc coatings obtained from electrolyte without surfactant

$I_k$ , A/dm <sup>2</sup>	CO, %	Appearance of zinc coating	Thickness, mkm	Porosity	Scanning electron microscope data JSM-6490LV	
					% impurities in the coating	% Zn in the coating
0,5	76,6	Gray, coarse-grained	24,8	Porous	C, O, Al, Fe - 10,15	89,85
1	76,1	Gray, coarse-grained	23,5	Porous	C, O, Al, Fe - 13	87,0
2	56,2	Dark gray, coarse-grained	21,6	Porous	C, O, Al, Fe - 18	82
3	56,2	Dark-gray, along the edges with cadmium	22,3	Porous	C, O, Al, Fe - 16,93	83,07

without surfactant. External parameters and data's on zinc coating obtained with the scanning electron microscope (% of zinc in the coating) are described, and the calculated values of the zinc current yield are shown.

Protective zinc coatings obtained from electrolyte without surfactants, coarse-grained, porous, with a low current yield (56-75%). At that, than the current density increased, than the coatings darken, peel off along the edges of the coating, and dark molds are formed.

The elemental composition of the zinc coatings described with the JSM - 6490LV of electron microscope from a single coverage area for a current density of 0.5 A/dm<sup>2</sup> is shown in figure 1.

Element	Weightily, %
C	4.76
O	2.00
Al	0.14
Si	0.07
S	0.09
Fe	0.43
Zn	92.51

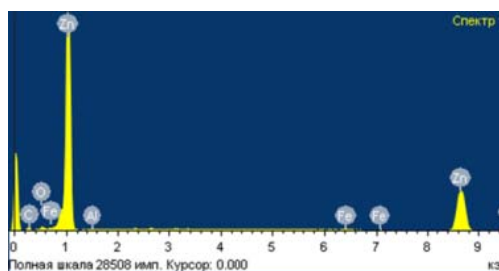



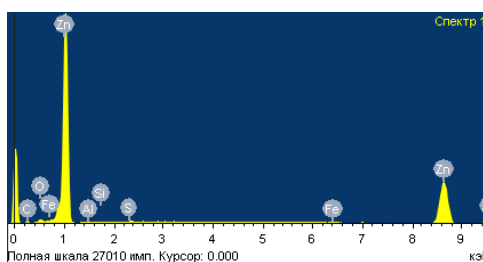

Figure 1 – Zinc coating and its elemental composition in electrolyte without surfactant

An analysis of the elemental composition of the zinc coating shows the content of zinc in the coating. From the electronic photograph, the presence of pores and fuses along the edges of the zinc coating is evident.

In figure 2 is given the elemental-weight composition of the zinc coatings and the electronic image of the surface of the coating obtained from the electrolyte with surfactant (succinic acid with urotropine) at a current density of 1 and 2 A/dm<sup>2</sup>. The content of zinc in the coating is higher, as compared to coatings obtained from electrolyte without surfactant. The zinc coating is light, non-porous, with no fumes. However, the composition of the elements differs from the coating of zinc, obtained without surfactants in the electrolyte. Sera and silicon appear, probably present in the surfactant.



Element	Weightily, %
C	7.62
O	1.53
Al	0.21
Fe	0.79
Zn	89.85



Element	Weightily, %
C	3.50
O	1.11
Al	0.18
Si	0.08
S	0.07
Fe	0.15
Zn	94.91

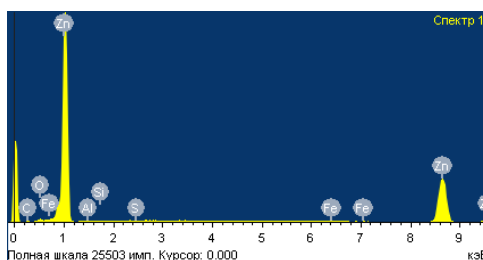



Figure 2 – Zinc coating and its elemental composition from electrolyte with surfactant at a current density of 1 and 2 A/dm<sup>2</sup>

In the table 2 are given the quality indices of zinc coatings obtained from an electrolyte with the surfactants. At the current density of 1 A/dm<sup>2</sup>, the coatings are light gray, much lighter when compared to coatings obtained from an electrolyte without surfactant. Non-porous, which have the high current output of 98.6%. At the current density of 2 A/dm<sup>2</sup>, the zinc coatings are lighter, non-porous, with a zinc current output of 98.2%. The presence of sulfur impurities: 0.07-0.09% by weight, does not negatively affect the quality of zinc coatings. It is possible that the sulfur impurity has a positive effect in that it promotes more active adsorption of the surfactant on the surface of the article to be protected, crushing and improving the coating structures. It should be noted the high yield of zinc current in the whole investigated current density range (from 90 to 98%).



Table 2 – Quality of zinc coatings from electrolyte with the addition of succinic acid with urotropine

	CO, %	Appearance of zinc coating	Thickness, mkm	Porosity	Scanning electron microscope data JSM-6490LV	
					% impurities in the coating	% Zn in the coating
0,5	92,0	Light Gray	21,68	Non-porous	C, O, Al, S, Fe General : 10,37	88,63
1	98,6	Light Gray	22,36	Non-porous	C, O, Al, S, Fe General 7,49	92,51
2	98,2	Light coloured	23,24	Non-porous	C, O, Al, S, Fe General 5,09	94,91
3	90,7	Light Gray	21,2	Non-porous	C, O, Al, S, Fe General 8,7	91,3

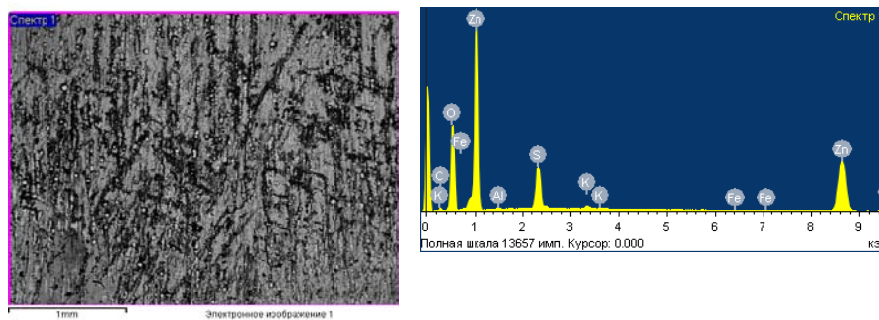
Also was researched the combination of surfactants: citric acid with thiourea in the galvanizing electrolyte. The quality of zinc coatings is given in table 3.

Table 3 – The quality of coatings of zinc and BT in the electrolyte with the addition of citric acid and thiourea

$I_k$ , A/dm <sup>2</sup>	CO, %	Appearance of zinc coating	Thickness, mkm	Porosity	Scanning electron microscope data JSM-6490LV	
					% impurities in the coating	% Zn in the coating
0,5	71,6	Dark grey, without fumes	16,04	Porous	C, O, Al, S, K, Fe - 30,06	69,94
1	73,0	Gray, with spots	15,88	Porous	C, O, Al, S, K, Fe - 34,06	65,94
2	68,2	Gray, with spots	15,72	Weakly porous	C, O, Al, S, Fe, K - 30,24	69,76
3	69,3	Dark grey, along the edges of the coke	16,64	Porous	C, O, Al, S, Fe, K - 40,24	59,76

The elemental composition of the zinc coating shows 6.52% by weight of sulfur. Sulfide sulfur in contents in thiourea is probably to have a detrimental effect on the quality of the zinc coating. Coatings at all current densities are dark, porous.

Element	Weightily, %
C	5.53
O	27.29
Al	0.27
S	6.52
K	0.55
Fe	0.07
Zn	69.76

Figure 3 – Zinc coating and its elemental composition from electrolyte with surfactant at a current density of 2 A/dm<sup>2</sup>

In all the investigated range of current densities, the current efficiency is low, within 70%. Appearance also does not meet the requirements; zinc coatings are dark, with cracks, with spots. The thickness of the zinc coating is also lower, compared to another combination of surfactants in the electrolyte, all the coatings obtained are porous, which is clearly visible in figure 3.

### Conclusions.

1. The conditions of electrodeposition of zinc coatings from electrolyte with combined surfactants are researched.
2. Quality indicators of zinc coatings obtained in the current density range of 0.5-3 A/dm<sup>2</sup> without surfactants and with additives are given.
3. The effective combinations of surfactants in the electrolyte (succinic acid and urotropine) to obtain high-quality zinc coatings are shown.

4. An energy-dispersive electron-microscopic analysis of the composition and appearance of zinc coatings obtained from pure electrolyte and in electrolyte with surfactant has been performed.
5. The optimum mode for obtaining a high-quality zinc coating is shown.

**Н. А. Высоцкая<sup>1</sup>, Б. Н. Кабылбекова<sup>1</sup>, Р. Спабекова<sup>1</sup>,  
К. А. Бекжигитова<sup>1</sup>, К. Т. Курбанбеков<sup>1</sup>, Г. К. Орманова<sup>2</sup>, Е. Г. Лукин<sup>3</sup>**

<sup>1</sup>М. Әуезов атындағы Оңтүстік-Қазақстан мемлекеттік университеті, Шымкент, Қазақстан,

<sup>2</sup>Оңтүстік Қазақстан медициналық академия, Шымкент, Қазақстан,

<sup>3</sup>ЖШС «Химиялық технология», Мәскеу, Ресей

### **ҚЫШҚЫЛДЫ МЫРЫШТАУ ЭЛЕКТРОЛИТІНЕН ЖАСАЛҒАН МЫРЫШТЫ ҚОРҒАНЫС ЖАБЫНДЫЛАРЫ**

**Аннотация.** Жұмыстың мақсаты: ылғалды, жер асты, жанғыш – агрессивті орталардағы бұйымның бетін коррозиядан қорғаудың жоғары ықтималдылығымен, қалыңдығы бойынша біртекті, тығыз, кеуек емес мырыш жабындыларын алу мақсатында, мырыштау электролитіне ендіруге арналған беттік белсенді заттардың (ары қарай ББЗ) комбинациясын таңдап алу.

Зерттеу объектісі – қарапайым сульфатты электролиттерді ББЗ комбинациясымен мырыштау кезінде: 1–3 А/дм<sup>2</sup> ток тығыздығындағы, бөлме температурасындағы рН-тың тұрақты белгіленген мәнінде: уротропинді янтарь қышқылымен, тиомочевиналы лимон қышқылымен мырышты электротұндыру процесі болып табылады. Комбинацияланған ББЗ-мен электролиттен алынған мырыш жабындыларының сапасын салыстыру және объективті бағалау үшін, ББЗ-ы болмайтын электролиттен мырышты электролитті алу үшін зерттеулер жүргізілген. Екі жағдайда да мырыш жабындыларының энергодисперсиялық электрондық микроскопиялық сараптамасы жүргізілген және нәтижелері сурет, кесте түрінде келтірілген. Комбинацияланған ББЗ – мен және ББЗ-сыз электролиттен алынған мырыш жабындыларының элементтік құрамы анықталған және келтірілген. Мырыш жабындысының қалыңдығы мен кеуектілігін анықтау үшін оның химиялық сараптамасы жүргізілген. Таңдалып алынған ББЗ комбинациясының мырыш жабындысының сапасына тиімді әсері көрсетілген. Жүргізілген зерттеу нәтижесі бойынша ұсыныстар берілген және қорытынды жасалған.

**Түйін сөздер:** сульфатты электролиттер, мырыш жабындылары, беттік-белсенді заттар (ББЗ).

**Н. А. Высоцкая<sup>1</sup>, Б. Н. Кабылбекова<sup>1</sup>, Р. Спабекова<sup>1</sup>,  
К. А. Бекжигитова<sup>1</sup>, К. Т. Курбанбеков<sup>1</sup>, Г. К. Орманова<sup>2</sup>, Е. Г. Лукин<sup>3</sup>**

<sup>1</sup>Южно-Казахстанский государственный университет им. М. Ауезова, Шымкент, Казахстан,

<sup>2</sup>Южно-Казахстанская медицинская академия, Шымкент, Казахстан,

<sup>3</sup>ТОО «Химические технологии», Москва, Россия

### **ЗАЩИТНЫЕ ЦИНКОВЫЕ ПОКРЫТИЯ ИЗ КИСЛОГО ЭЛЕКТРОЛИТА ЦИНКОВАНИЯ**

**Аннотация.** Цель работы заключается в подборе комбинации ПАВ для введения в электролит цинкования, с целью получения равномерных по толщине, плотных, беспористых цинковых покрытий, с высокой вероятностью защиты поверхности изделия от коррозии в агрессивных средах – влажных, подземных, горячих.

Объектом исследований является процесс электроосаждения цинка из простых сульфатных электролитов цинкования с комбинацией ПАВ: янтарная кислотас уротропином, лимонная кислота с тиомочевинной, при плотности тока 1–3 А/дм<sup>2</sup>, при постоянно фиксируемом значении рН при комнатной температуре. Для объективной оценки и сравнения качества цинковых покрытий, полученных из электролита с комбинированными ПАВ, проведены исследования электролитического получения цинка из электролита, не содержащего ПАВ. Для обоих случаев проведена энергодисперсионная электронномикроскопическая экспертиза цинковых покрытий и представлена в виде фотографий и табличных данных. Определен и представлен элементный состав цинковых покрытий, полученных из электролита без ПАВ и с комбинированными ПАВ. Проведена химическая экспертиза цинкового покрытия для определения его толщины и пористости. Показано эффективное влияние подобранной комбинации ПАВ на качество цинкового покрытия. Сделаны выводы и даны рекомендации по результатам проведенных исследований.

**Ключевые слова:** сульфатные электролиты, цинковые покрытия, поверхностно-активные вещества (ПАВ).

**Information about authors:**

Vysotskaya Nadezhda Andreevna, Candidate of chemical sciences, associate professor of the Chair "Metallurgy" of the South-Kazakhstan State University named after M. Aueзов, Shymkent, Kazakhstan; vysockaya42@mail.ru; <https://orcid.org/0000-0002-6655-9339>

Kabyzbekova Balzhan Nurmanovna, Candidate of Technical Sciences, Professor, acting Head of the Chair "Metallurgy" of the South-Kazakhstan State University named after M. Aueзов, Shymkent, Kazakhstan; balzhan.kbn@bk.ru; <https://orcid.org/0000-0001-8461-8008>

Bekzhigitova Kulyash Askarbekovna, Candidate of Technical Sciences, Associate Professor of the Chair of Chemistry and General Chemical Technology, South-Kazakhstan State University named after M. Aueзов, Shymkent, Kazakhstan; bka1964@mail.ru; <https://orcid.org/0000-0003-0420-6738>

Spabekova Rosa Spabekovna, Candidate of Chemical Sciences, Associate Professor of the Department "Physics", South-Kazakhstan State University named after M. Aueзов, Shymkent, Kazakhstan; Roza314@mail.ru; <https://orcid.org/0000-0001-7136-3261>

Kurbanbekov Karim Temirovich, Candidate of Technical Sciences, Associate Professor of the Chair of Chemistry, South-Kazakhstan State University named after M. Aueзов, Shymkent, Kazakhstan; <https://orcid.org/0000-0003-4807-0262>

Ormanova Gania Kemalovna, Candidate of Pedagogical Sciences, Associate Professor of the Chair of "Medio-biophysics and Information Technologies" of the South Kazakhstan Medical Academy, Shymkent, Kazakhstan; Ganya\_66@mail.ru

Lukin Evgeniy Georgievich, Engineer of the technical production association in Moscow, Russia; LLC «Chemical technologies», Moscow, Russia; caja@mail.ru

**REFERENCES**

- [1] Kovayzina I.I., Naidenova Y.S. Vliyanie PAV na ehlektoosazhdenie cinka iz sul'fatnogo ehlektrolita // Sbornik materialov. Vseros. nauchno-tekhn. konf. Kirov, 2006. P. 77-81.
- [2] Pat. 200611438802 RF. Sposob ehlektroliticheskogo cinkovaniya izdelij / Dorod'ko V.V., Solov'yov G.S.; opubl. 27.05.2007.
- [3] Hamunela B., Medvedev G.I., Makruchin N.A. Ehlektoosazhdenie blestyashchih cinkovyh pokrytij iz sul'fatnogo ehlektrolita // Uspekhi v himii i him. tekhnologii. 2006. N 9. P. 90-92.
- [4] Minin M.V., Solov'eva N.D. Kinetika ehlektoosstanovleniya cinka iz sul'fatnogo ehlektrolita v prisutstvii dobavok PAV // Vesti SGTU. 2013. N 1. P. 57-62.
- [5] Minin I.V. Razrabotka usovershenstvovannoj tekhnologii ehlektoosazhdeniya cinkovyh pokrytij s primeneniem modifizirovannyh sostavov ehlektrolitov: Avtoref. ... kand. tekhn. nauk. Saratov, 2013. 19 p.
- [6] Redjehta A., Loucif K., Mentar L., Redha K. Ehlektoosazhdenie i svoystva plenok iz splava Cu-Zn, poluchennogo iz sul'fatnoj vanny // 2014. N 2. P. 221.
- [7] Nakano H., Hisano S., Oue S., Kobayashi S., Fukushima H. Povedenie primesi pri soosazhdenii v processe ehlektroliticheskogo cinkovaniya v rasplave v sul'fatnoj vanne v prisutstvii ionov Fe. Japan, 2007. P. 39-43.
- [8] Krishna M.M., Assaf F.H., Toghian A.A. Ehlektoosazhdenie Zn-Ni splavov iz sul'fatnoj vanny // J. Solid State Electrochem. 2007. Vol. 11, N 2. P. 244-252.
- [9] Muralidhara H.B., Naik Arthoba Y., Venkatesha T.V. Vliyanie produkta kondensacii glicil-glicina i furfurola na ehlektoosazhdenie cinka iz sul'fatnogo ehlektrolita // Bull. mater. sci. 2006. Vol. 29, N 5. P. 497-503.
- [10] Pat. 102005002706. Sposob naneseniya pokrytij / Danger E., Pohl M.; opubl. 20.07.2006.
- [11] Borisov N.B. Cink na rynke protivokorroziionnyh pokrytij // 2008. N 2. P. 10-12.
- [12] Muralidhara H.B., Naik Arthoba Y. Issledovanie nanokristallicheskogo cinkovogo pokrytiya // Bull. mater. sci. 2008. Vol. 31, N 4. P. 585-591.
- [13] Wan Renrong, Chen Yong-yan. Sposob ehlektoosazhdeniya Zn s bol'shoj skorost'yu v sul'fatnoj vanne i svoystva pokrytiya. Kit., 2007. P. 65-66.
- [14] Muralidhara H.B., Naik Arthoba Y. Ehlektohimicheskoe osazhdenie nanokristallicheskogo Zn na stal'nyu podlozku iz kislogo cinkatnogo rastvora // Surfaceandcoal. 2008. Vol. 202, N 14. P. 3403-3412.
- [15] Stefanov Y.S., Valchanova I.D., Magaeva S.D., Dobrev T.S. Issledovaniya kompozicionnyh pokrytij, ispol'zuemyh v kachestve anodov pri ehlektoehkstrakcii Zn iz sul'fatnyh ehlektrolitov. Bulg.: Chem. Commun, 2008. P. 277-280.
- [16] Pat. 2007 114428/02. Ehlektrolit blestyashchego cinkovaniya / Vladimirova V.F., Katkova E.A.; opubl. 10.01.2009.
- [17] Nakano H., Hisano S., Oue S., Kobayashi S., Fukushima H. Ehlektoosazhdenie kompozita Zn-oksida V iz sul'fatnyh rastvorov. Japan: Iron and steel Inst., 2007. P. 703-708.
- [18] Vysotskaya N.A., Kabyzbekova B.N., Isabaeva K., Bitanova G.A. Podbor PAV v ehlektrolity cinkovaniya // Trudy mezhdunarodnoj nauchno-prakticheskoy konferencii Auehovskie chteniya-16. 2018. Vol. 6. P. 89-92.
- [19] Kabyzbekova B.N., Bekchigitova K.A., Tastanbekov B.M., Karinbaeva M.P. Harakteristika cinkovyh pokrytij, poluchennyh iz kislogo ehlektrolita v prisutstvii kombinirovannyh PAV // Trudy mezhdunarodnoj nauchno-prakticheskoy konferencii Auehovskie chteniya-16. 2018. Vol. 6. P. 147-150.
- [20] Il'in V.S. Cinkovanie. M.: Metallurgiya, 1989. 97 p.

**Publication Ethics and Publication Malpractice  
in the journals of the National Academy of Sciences of the Republic of Kazakhstan**

For information on Ethics in publishing and Ethical guidelines for journal publication see <http://www.elsevier.com/publishingethics> and <http://www.elsevier.com/journal-authors/ethics>.

Submission of an article to the National Academy of Sciences of the Republic of Kazakhstan implies that the described work has not been published previously (except in the form of an abstract or as part of a published lecture or academic thesis or as an electronic preprint, see <http://www.elsevier.com/postingpolicy>), that it is not under consideration for publication elsewhere, that its publication is approved by all authors and tacitly or explicitly by the responsible authorities where the work was carried out, and that, if accepted, it will not be published elsewhere in the same form, in English or in any other language, including electronically without the written consent of the copyright-holder. In particular, translations into English of papers already published in another language are not accepted.

No other forms of scientific misconduct are allowed, such as plagiarism, falsification, fraudulent data, incorrect interpretation of other works, incorrect citations, etc. The National Academy of Sciences of the Republic of Kazakhstan follows the Code of Conduct of the Committee on Publication Ethics (COPE), and follows the COPE Flowcharts for Resolving Cases of Suspected Misconduct ([http://publicationethics.org/files/u2/New\\_Code.pdf](http://publicationethics.org/files/u2/New_Code.pdf)). To verify originality, your article may be checked by the Cross Check originality detection service <http://www.elsevier.com/editors/plagdetect>.

The authors are obliged to participate in peer review process and be ready to provide corrections, clarifications, retractions and apologies when needed. All authors of a paper should have significantly contributed to the research.

The reviewers should provide objective judgments and should point out relevant published works which are not yet cited. Reviewed articles should be treated confidentially. The reviewers will be chosen in such a way that there is no conflict of interests with respect to the research, the authors and/or the research funders.

The editors have complete responsibility and authority to reject or accept a paper, and they will only accept a paper when reasonably certain. They will preserve anonymity of reviewers and promote publication of corrections, clarifications, retractions and apologies when needed. The acceptance of a paper automatically implies the copyright transfer to the National Academy of Sciences of the Republic of Kazakhstan.

The Editorial Board of the National Academy of Sciences of the Republic of Kazakhstan will monitor and safeguard publishing ethics.

Правила оформления статьи для публикации в журнале смотреть на сайте:

[www.nauka-nanrk.kz](http://www.nauka-nanrk.kz)

**ISSN 2518-170X (Online), ISSN 2224-5278 (Print)**

<http://www.geolog-technical.kz/index.php/en/>

Верстка Д. Н. Калкабековой

Подписано в печать 11.06.2019.

Формат 70x881/8. Бумага офсетная. Печать – ризограф.

15,7 п.л. Тираж 300. Заказ 3.