

ISSN 2518-170X (Online),
ISSN 2224-5278 (Print)

ҚАЗАҚСТАН РЕСПУБЛИКАСЫ
ҰЛТТЫҚ ҒЫЛЫМ АКАДЕМИЯСЫНЫҢ
Қ. И. Сәтпаев атындағы Қазақ ұлттық техникалық зерттеу университеті

Х А Б А Р Л А Р Ы

ИЗВЕСТИЯ

НАЦИОНАЛЬНОЙ АКАДЕМИИ НАУК
РЕСПУБЛИКИ КАЗАХСТАН
Қазақстан Республикасының Ғылым Академиясының
Қ. И. Сәтпаев атындағы Қазақ ұлттық техникалық зерттеу университеті

NEWS

OF THE ACADEMY OF SCIENCES
OF THE REPUBLIC OF KAZAKHSTAN
Kazakh national research technical university
named after K. I. Satpayev

**SERIES
OF GEOLOGY AND TECHNICAL SCIENCES**

3 (435)

MAY – JUNE 2019

THE JOURNAL WAS FOUNDED IN 1940

PUBLISHED 6 TIMES A YEAR

ALMATY, NAS RK

NAS RK is pleased to announce that News of NAS RK. Series of geology and technical sciences scientific journal has been accepted for indexing in the Emerging Sources Citation Index, a new edition of Web of Science. Content in this index is under consideration by Clarivate Analytics to be accepted in the Science Citation Index Expanded, the Social Sciences Citation Index, and the Arts & Humanities Citation Index. The quality and depth of content Web of Science offers to researchers, authors, publishers, and institutions sets it apart from other research databases. The inclusion of News of NAS RK. Series of geology and technical sciences in the Emerging Sources Citation Index demonstrates our dedication to providing the most relevant and influential content of geology and engineering sciences to our community.

Қазақстан Республикасы Ұлттық ғылым академиясы "ҚР ҰҒА Хабарлары. Геология және техникалық ғылымдар сериясы" ғылыми журналының Web of Science-тің жаңаланған нұсқасы Emerging Sources Citation Index-те индекстелуге қабылданғанын хабарлайды. Бұл индекстелу барысында Clarivate Analytics компаниясы журналды одан әрі the Science Citation Index Expanded, the Social Sciences Citation Index және the Arts & Humanities Citation Index-ке қабылдау мәселесін қарастыруда. Web of Science зерттеушілер, авторлар, баспашылар мен мекемелерге контент тереңдігі мен сапасын ұсынады. ҚР ҰҒА Хабарлары. Геология және техникалық ғылымдар сериясы Emerging Sources Citation Index-ке енуі біздің қоғамдастық үшін ең өзекті және беделді геология және техникалық ғылымдар бойынша контентке адалдығымызды білдіреді.

НАН РК сообщает, что научный журнал «Известия НАН РК. Серия геологии и технических наук» был принят для индексирования в Emerging Sources Citation Index, обновленной версии Web of Science. Содержание в этом индексировании находится в стадии рассмотрения компанией Clarivate Analytics для дальнейшего принятия журнала в the Science Citation Index Expanded, the Social Sciences Citation Index и the Arts & Humanities Citation Index. Web of Science предлагает качество и глубину контента для исследователей, авторов, издателей и учреждений. Включение Известия НАН РК. Серия геологии и технических наук в Emerging Sources Citation Index демонстрирует нашу приверженность к наиболее актуальному и влиятельному контенту по геологии и техническим наукам для нашего сообщества.

Б а с р е д а к т о р ы
э. ғ. д., профессор, ҚР ҰҒА академигі

И.К. Бейсембетов

Бас редакторының орынбасары

Жолтаев Г.Ж. проф., геол.-мин. ғ. докторы

Р е д а к ц и я а л қ а с ы:

Абаканов Т.Д. проф. (Қазақстан)
Абишева З.С. проф., академик (Қазақстан)
Агабеков В.Е. академик (Беларусь)
Алиев Т. проф., академик (Әзірбайжан)
Бакиров А.Б. проф., (Қырғыстан)
Беспәев Х.А. проф. (Қазақстан)
Бишимбаев В.К. проф., академик (Қазақстан)
Буктуков Н.С. проф., академик (Қазақстан)
Булат А.Ф. проф., академик (Украина)
Ганиев И.Н. проф., академик (Тәжікстан)
Грэвис Р.М. проф. (АҚШ)
Ерғалиев Г.К. проф., академик (Қазақстан)
Жуков Н.М. проф. (Қазақстан)
Қожахметов С.М. проф., академик (Қазақстан)
Конторович А.Э. проф., академик (Ресей)
Курскеев А.К. проф., академик (Қазақстан)
Курчавов А.М. проф., (Ресей)
Медеу А.Р. проф., академик (Қазақстан)
Мұхамеджанов М.А. проф., корр.-мүшесі (Қазақстан)
Нигматова С.А. проф. (Қазақстан)
Оздоев С.М. проф., академик (Қазақстан)
Постолатий В. проф., академик (Молдова)
Ракишев Б.Р. проф., академик (Қазақстан)
Сейтов Н.С. проф., корр.-мүшесі (Қазақстан)
Сейтмуратова Э.Ю. проф., корр.-мүшесі (Қазақстан)
Степанец В.Г. проф., (Германия)
Хамфери Дж.Д. проф. (АҚШ)
Штейнер М. проф. (Германия)

«ҚР ҰҒА Хабарлары. Геология мен техникалық ғылымдар сериясы».

ISSN 2518-170X (Online),

ISSN 2224-5278 (Print)

Меншіктенуші: «Қазақстан Республикасының Ұлттық ғылым академиясы» РҚБ (Алматы қ.).

Қазақстан республикасының Мәдениет пен ақпарат министрлігінің Ақпарат және мұрағат комитетінде
30.04.2010 ж. берілген №10892-Ж мерзімдік басылым тіркеуіне қойылу туралы куәлік.

Мерзімділігі: жылына 6 рет.

Тиражы: 300 дана.

Редакцияның мекенжайы: 050010, Алматы қ., Шевченко көш., 28, 219 бөл., 220, тел.: 272-13-19, 272-13-18,
<http://www.geolog-technical.kz/index.php/en/>

© Қазақстан Республикасының Ұлттық ғылым академиясы, 2019

Редакцияның Қазақстан, 050010, Алматы қ., Қабанбай батыра көш., 69а.

мекенжайы: Қ. И. Сәтбаев атындағы геология ғылымдар институты, 334 бөлме. Тел.: 291-59-38.

Типографияның мекенжайы: «Аруна» ЖК, Алматы қ., Муратбаева көш., 75.

Г л а в н ы й р е д а к т о р
д. э. н., профессор, академик НАН РК

И. К. Бейсембетов

Заместитель главного редактора

Жолтаев Г.Ж. проф., доктор геол.-мин. наук

Р е д а к ц и о н н а я к о л л е г и я:

Абаканов Т.Д. проф. (Казахстан)
Абишева З.С. проф., академик (Казахстан)
Агабеков В.Е. академик (Беларусь)
Алиев Т. проф., академик (Азербайджан)
Бакиров А.Б. проф., (Кыргызстан)
Беспаяев Х.А. проф. (Казахстан)
Бишимбаев В.К. проф., академик (Казахстан)
Буктуков Н.С. проф., академик (Казахстан)
Булат А.Ф. проф., академик (Украина)
Ганиев И.Н. проф., академик (Таджикистан)
Грэвис Р.М. проф. (США)
Ергалиев Г.К. проф., академик (Казахстан)
Жуков Н.М. проф. (Казахстан)
Кожамбетов С.М. проф., академик (Казахстан)
Конторович А.Э. проф., академик (Россия)
Курскеев А.К. проф., академик (Казахстан)
Курчавов А.М. проф., (Россия)
Медеу А.Р. проф., академик (Казахстан)
Мухамеджанов М.А. проф., чл.-корр. (Казахстан)
Нигматова С.А. проф. (Казахстан)
Оздоев С.М. проф., академик (Казахстан)
Постолатий В. проф., академик (Молдова)
Ракишев Б.Р. проф., академик (Казахстан)
Сейтов Н.С. проф., чл.-корр. (Казахстан)
Сейтмуратова Э.Ю. проф., чл.-корр. (Казахстан)
Степанец В.Г. проф., (Германия)
Хамфери Дж.Д. проф. (США)
Штейнер М. проф. (Германия)

«Известия НАН РК. Серия геологии и технических наук».

ISSN 2518-170X (Online),

ISSN 2224-5278 (Print)

Собственник: Республиканское общественное объединение «Национальная академия наук Республики Казахстан (г. Алматы)

Свидетельство о постановке на учет периодического печатного издания в Комитете информации и архивов Министерства культуры и информации Республики Казахстан №10892-Ж, выданное 30.04.2010 г.

Периодичность: 6 раз в год

Тираж: 300 экземпляров

Адрес редакции: 050010, г. Алматы, ул. Шевченко, 28, ком. 219, 220, тел.: 272-13-19, 272-13-18,
<http://nauka-nanrk.kz/geology-technical.kz>

© Национальная академия наук Республики Казахстан, 2019

Адрес редакции: Казахстан, 050010, г. Алматы, ул. Кабанбай батыра, 69а.

Институт геологических наук им. К. И. Сатпаева, комната 334. Тел.: 291-59-38.

Адрес типографии: ИП «Аруна», г. Алматы, ул. Муратбаева, 75

E d i t o r i n c h i e f

doctor of Economics, professor, academician of NAS RK

I. K. Beisembetov

Deputy editor in chief

Zholtayev G.Zh. prof., dr. geol-min. sc.

E d i t o r i a l b o a r d :

Abakanov T.D. prof. (Kazakhstan)
Abisheva Z.S. prof., academician (Kazakhstan)
Agabekov V.Ye. academician (Belarus)
Aliyev T. prof., academician (Azerbaijan)
Bakirov A.B. prof., (Kyrgyzstan)
Bespayev Kh.A. prof. (Kazakhstan)
Bishimbayev V.K. prof., academician (Kazakhstan)
Buktukov N.S. prof., academician (Kazakhstan)
Bulat A.F. prof., academician (Ukraine)
Ganiyev I.N. prof., academician (Tadjikistan)
Gravis R.M. prof. (USA)
Yergaliev G.K. prof., academician (Kazakhstan)
Zhukov N.M. prof. (Kazakhstan)
Kozhakhmetov S.M. prof., academician (Kazakhstan)
Kontorovich A.Ye. prof., academician (Russia)
Kurskeyev A.K. prof., academician (Kazakhstan)
Kurchavov A.M. prof., (Russia)
Medeu A.R. prof., academician (Kazakhstan)
Muhamedzhanov M.A. prof., corr. member. (Kazakhstan)
Nigmatova S.A. prof. (Kazakhstan)
Ozdoev S.M. prof., academician (Kazakhstan)
Postolatii V. prof., academician (Moldova)
Rakishev B.R. prof., academician (Kazakhstan)
Seitov N.S. prof., corr. member. (Kazakhstan)
Seitmuratova Ye.U. prof., corr. member. (Kazakhstan)
Stepanets V.G. prof., (Germany)
Humphery G.D. prof. (USA)
Steiner M. prof. (Germany)

News of the National Academy of Sciences of the Republic of Kazakhstan. Series of geology and technology sciences.

ISSN 2518-170X (Online),

ISSN 2224-5278 (Print)

Owner: RPA "National Academy of Sciences of the Republic of Kazakhstan" (Almaty)

The certificate of registration of a periodic printed publication in the Committee of information and archives of the Ministry of culture and information of the Republic of Kazakhstan N 10892-Ж, issued 30.04.2010

Periodicity: 6 times a year

Circulation: 300 copies

Editorial address: 28, Shevchenko str., of. 219, 220, Almaty, 050010, tel. 272-13-19, 272-13-18,
<http://nauka-nanrk.kz/geology-technical.kz>

© National Academy of Sciences of the Republic of Kazakhstan, 2019

Editorial address: Institute of Geological Sciences named after K.I. Satpayev
69a, Kabanbai batyr str., of. 334, Almaty, 050010, Kazakhstan, tel.: 291-59-38.

Address of printing house: ST "Aruna", 75, Muratbayev str, Almaty

NEWS

OF THE NATIONAL ACADEMY OF SCIENCES OF THE REPUBLIC OF KAZAKHSTAN

SERIES OF GEOLOGY AND TECHNICAL SCIENCES

ISSN 2224-5278

Volume 3, Number 435 (2019), 144 – 149

<https://doi.org/10.32014/2019.2518-170X.80>

UDK 621.74.04

**S. V. Mishnev¹, S. B. Kuzembayev², V. G. Berezyuk¹,
I. S. Dementeva¹, M. R. Sikhimbayev³, B. N. Absadykov⁴**

¹Siberian federal university, Krasnoyarsk, Russia,

²Sh. Ualikhanov Kokshetau state university, Kokshetau, Kazakhstan,

³Karaganda economic university Kazpotreboyz, Karaganda, Kazakhstan,

⁴A. B. Bekturov institute of chemical sciences, Almaty, Kazakhstan.

E-mail: smishnev@sfu-kras.ru; ksb_mlp@mail.ru; vberezuk@mail.ru;
irene-dementyeva@yandex.ru; smurat@yandex.ru; b_absadykov@mail.ru

**DEFORMATION FEATURES OF THE CENTRAL LAYERS
OF Fe – 3%Si(110)[hkl] ALLOY BY ROLLING
WITH A ROLL DIAMETER OF 90 MM**

Abstract. The article presents the results of studies of the effect of initial crystallographic orientation and deformation modes on rolling texture in the central layer of *Fe – 3%Si(110)[hkl]* single crystals. Several groups of samples of single crystals were rolled under laboratory conditions. The groups of samples were classified according to the final deformation rate, the ideal crystallographic orientation of the rolling plane and deflections of the direction of the ideal orientation plane from the rolling direction. The methodology of the experiment took into account the amount of reduction rate during one rolling. Radiographic method was used to analyze the results of rolling. The obtained data was superimposed on a stereographic projection, and straight pole figures were built. The results of decoding direct pole figures revealed differences in the formation of the texture from the previously obtained results. The research shows the manifestation of the one-component deformation texture in the central layer.

Keywords: deformation of single crystals, crystallographic texture, standard crystallographic projection, pole figures, deformation texture.

Introduction. The studies of texturing of metals and alloys, as well as their influence on the final properties of semi-finished products and final products, are conducted by specialists of the machine-building complex and scientists from different fields. The examples of these fields are solid-state physics, physical metallurgy, plastic deformation, mathematics.

Nowadays, the main types of textures are represented by axial, conical and rolling textures, classified within the group according to the symmetry.

Theoretical and experimental data in the metal forming, based on the preferred orientation in microplastic deformations, allows us to design new types of textures using special schemes of the external field of influence, based on the symmetry approach.

The design of new types of textures, on a symmetry basis, is aimed at obtaining semi-finished products and products with predetermined physico-mechanical and special properties. As a result, it will lead to the improvement of the operational properties of machines and mechanisms, and increase both technical and economic indicators of the machine-building complex.

The formulation of the research problem and the physical essence of the process. The formation of texture during plastic deformation is a consequence of the rotation of crystallographic planes and directions relatively to technological or another special direction. The crystallographic texture, being the main component in the formation of physico-mechanical properties in polycrystalline materials, is determined by the initial texture of the workpiece before processing and its main kinematic and dynamic parameters. One of the ways to optimize the physico-mechanical properties of semi-finished and finished

products made of polycrystalline materials can be accomplished by controlling the texturing. The initial crystallographic orientation of the original workpiece must be taken into account.

Thus, the task of the current paper is to determine the effect of the initial $(110)[hkl]$ texture of Fe-3%Si single crystals on the deformation texture in the central layers during rolling with different reduction rate.

The difference between rolling deformation of $(110)[hkl]$ alloys on the surface and deformation of the central layers is that maximum stress axes rotate continuously around the transverse direction of rolling. As a result, there is a change in the slip systems involved in the deformation process. In case when the single crystal is oriented ideally relative to the (110) plane, there is a symmetric change of slip systems on the opposite surfaces. However, when this orientation is shifted towards the direction of rolling, there is an ambiguous participation of the slip systems in the deformation.

The influence of the initial orientation and deformation modes on the rolling texture of $(110)[hkl]$ single crystals with a deflection of $5\div 10^\circ$ from the plane towards the direction of rolling was analyzed on the example of Fe-3%Si alloy.

Three types of samples were rolled under laboratory conditions. The first group had $(110)[\bar{1}12]$ and $(110)[\bar{1}11]$ initial ideal orientation, with a deflection of 8 degrees from the plane towards the rolling direction. The second group had $(110)[\bar{3}31]$ and $(110)[\bar{5}51]$ initial ideal orientation, with a deflection of 7 degrees. The third group had $(110)[\bar{5}51]$ initial ideal orientation with a deflection of 5 degrees.

Samples were rolled on the laboratory rolling mill DUO-90 with the rolls diameter of 90 mm, at room temperature. The rolling was carried out without grease lubricant. The guides were used to prevent the rotation of samples. The cross-section of the original samples was $0,48\times 15,0$ mm.

The formation of the rolling texture of the central layers of the first group had a similar character with the one described in the earlier papers [1÷7, 11÷13]. The main difference of the obtained results from the previous studies is that the orientation of the “group 1” deformed single crystals is single-component. Figures 1, 2 show $\{110\}$ pole figures taken from the central layers of the Fe – 3%Si alloy of the specified group, rolled with reduction rate of 35%, 55% and 85%.

The analysis shows that $(110)[hkl]$ orientation of Fe-3%Si alloy is one-component. The samples with $(110)[\bar{1}12]$ ideal orientation, at a reduction rate of 35% have orientation close to $(112)[\bar{3}5\bar{1}]$ (Figure 1, a); the samples with $(110)[\bar{1}11]$ ideal orientation have the orientation close to $(326)[\bar{6}61]$ (figure 2, a). The latter sample also has dispersion around transverse rolling direction. The further increase of deformation rate reduces dispersion and almost does not change the orientation (figure 1b, figure 2b).

The sample with $(110)[\bar{1}12]$ ideal orientation, at a reduction rate of 85%, has orientation of the plane between (112) and (111); at the same time it is slightly shifted counterclockwise from the $[\bar{1}10]$ axis and can be recorded as $(234)[\bar{5}6\bar{2}]$ (figure 1, c). When the sample with $(110)[\bar{1}11]$ ideal orientation is deformed at a reduction rate of 85%, $(112)[\bar{1}10]$ orientation is one-component (figure 2, c).

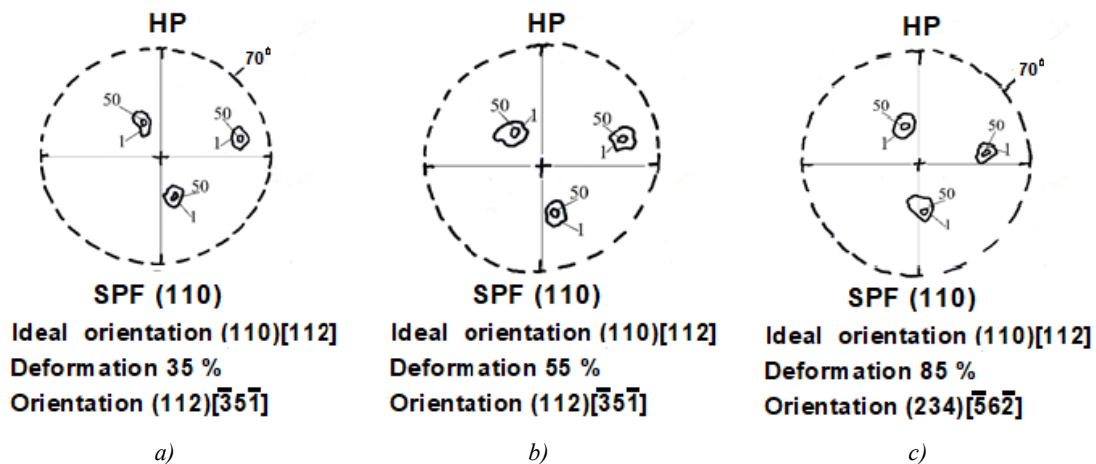


Figure 1 – Straight pole figures (110) of the central layers of the samples (a, b, c) of Fe – 3%Si(110)[hkl] cold rolled alloy with the initial $(110)[\bar{1}12]$ ideal orientation,; the reduction rate of a) – 35%; b) – 55%; c) – 85%

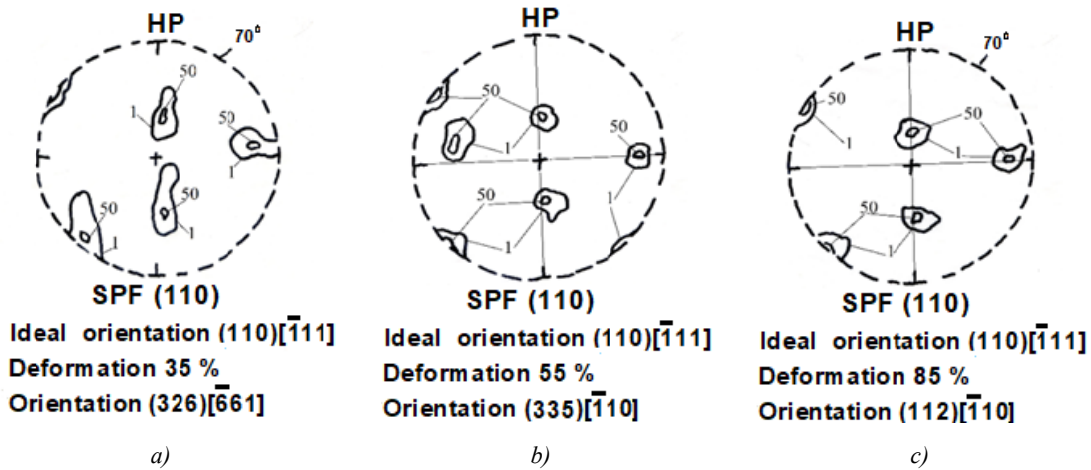


Figure 2 – Straight pole figures(110) of the central layers of the samples (a, b, c) of Fe – 3%Si(110)[hkl] cold rolled alloy with the initial (110)[111] ideal orientation; the reduction rate of a) – 35%; b) – 55%; c) – 85%

The formation of (110)[hkl] rolling texture of central layers of Fe – 3% Si alloy (groups 2 and 3), deflected along (110) plane towards the rolling direction of 7 and 5 degrees respectively, in general has a similar character with the one described in the earlier papers. Depending on the rolling conditions and initial orientation, it differs by the dispersion of orientations and the presence of the other weak components [8÷10, 14÷21].

The results of the radiographic analysis of the rolling groups 2 and 3 are presented in figures 3–5. The analysis of pole figures was carried out similarly to the first group. The data is presented in the table below.

Thus, in the process of formation of (110)[hkl] rolling texture of the central layers of Fe – 3%Si alloy with the deflection of 8 degrees from (110) plane towards the rolling direction, the following results were obtained. In all cases, the orientation appeared to be one-component, close to (112); in the case of [112] reference direction, it is close to [562] direction; in the case of [111] reference direction, it is close to [110] direction.

The analysis of texturing during the rolling process of single crystals of groups 2 and 3 showed that there is a similarity in texture formation. The main orientation in all the cases is (111)[110], i.e. the single crystal rotates around [110] crystallographic direction, close to the direction of rolling.

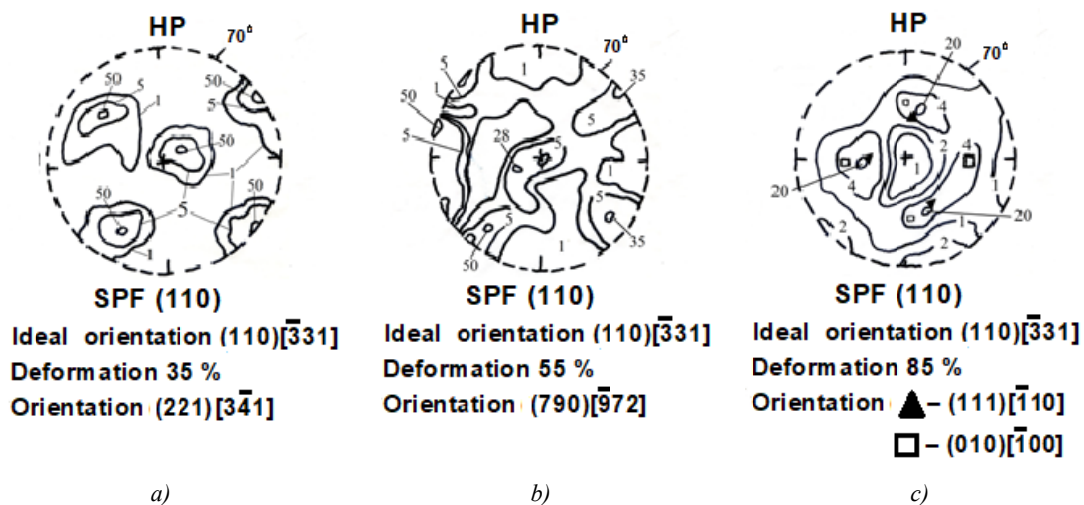


Figure 3 – Straight pole figures(110) of the central layers of the samples (a, b, c) of Fe – 3%Si(110)[hkl] cold rolled alloy with the initial (110)[331] ideal orientation; the reduction rate of a) – 35%; b) – 55%; c) – 85%

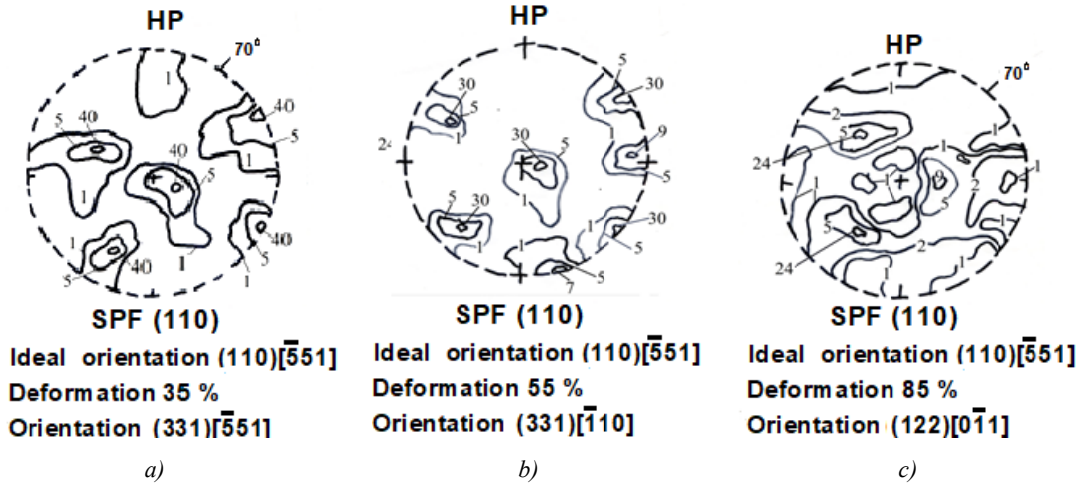


Figure 4 – Straight pole figures(110) of the central layers of the samples (a, b, c) of Fe – 3%Si(110)[hkl] cold rolled alloy with the initial (110)[551] ideal orientation; the reduction rate of a) – 35%; b) – 55%; c) – 85%

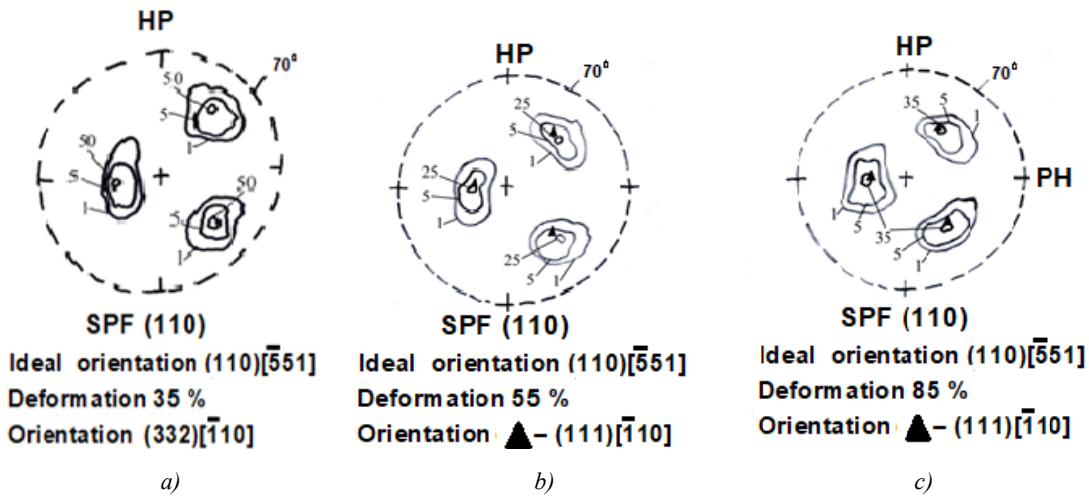


Figure 5 – Straight pole figures(110) of the central layers of the samples (a, b, c) of Fe – 3%Si(110)[hkl] cold rolled alloy with the initial (110)[551] ideal orientation; the reduction rate of a) – 35%; b) – 55%; c) – 85%

Radiographic analysis of the rolling groups 1-3 of Fe – 3%Si alloy

Group	Figure	Ideal orientation	Deflection from (110) plane [degrees]	Orientation after deformation:		
				35%	55%	85%
				Preliminary	Intermediate	Final orientation
1	1	(110)[112]	8	(112)[351]	(112)[351]	(234)[562]
	2	(110)[111]	8	(326)[661]	(335)[110]	(112)[110]
2	3	(110)[331]	7	(221)[341]	(790)[972]	(111)[110] (010)[100]
	4	(110)[551]	7	(331)[551]	(331)[110]	(122)[011]
3	5	(110)[551]	5	(332)[110]	(111)[110]	(111)[110]

The difference between the results concerning the analysis of alloys of groups 3 and 2 is the following: in the first case, a one-component (111)[110] orientation is formed, while in the second case almost always there is another weak orientation. It must be noted, that a one-component (111)[110] orientation is formed in the case of a small reduction rate during one rolling, whereas an increase in reduction leads to a two-component orientation.

Conclusions. In the process of studies of *rolling texture in the central layer of Fe – 3%Si(110)[hkl]* alloy, there were discovered some differences in the formation of the texture from those described earlier in the scientific and technical literature. It was established that during the rolling of Fe – 3%Si alloy along (110) plane deflected from the rolling plane around the transverse rolling direction, a single-component deformation texture is formed in the central layers, due to the action of symmetric slip systems.

С. В. Мишнев¹, С. Б. Кузембаев², В. Г. Березюк¹, И. С. Дементьева¹, М. Р. Сихимбаев³, Б. Н. Абсадыков⁴

¹Сібір федералдык университеті, Красноярск, Ресей,

²Ш. Уәлиханов атындағы Көкшетау мемлекеттік университеті, Көкшетау, Қазақстан,

³Қазтұтыну одағы Қарағанды экономикалық университеті, Қарағанды, Қазақстан,

⁴Ө. Б. Бектұров атындағы Химия ғылымдары институты, Алматы, Қазақстан

ДИАМЕТРИ 90 ММ БЛІКТЕРМЕН ПРОКАТТАУ КЕЗІНДЕ Fe – 3%Si(110)[hkl] ҚОРЫТПАСЫНЫҢ ОРТАША ҚАБАТТАРЫНЫҢ ДЕФОРМАЦИЯЛАНУ ӨЗГЕШЕЛІКТЕРІ

Аннотация. Мақалада бастапқы кристаллографиялық бағдарлау мен деформациялау тәртіптерінің Fe – 3%Si(110)[hkl] қорытпасы монокристалдарының орташа қабатындағы илемдеу текстурасына әсерін зерттеу нәтижелері ұсынылады. Монокристалдар сынамаларының топтары зертханада илемденді. Сынамалар топтары деформациясының соңғы мөлшері бойынша, илемдеу жазықтығында жататын идеал кристаллографиялық бағдарлау бойынша және идеал бағдарлаудың жазықтығы бағытының илемдеу бағытынан ауытқуы бойынша жіктелді. Және де эксперимент жүргізу әдістемесімен бір өңдеу кезіндегі қысылу шамасы ескерілді. Илемдеу нәтижелерін зерттеу үшін рентгенграфиялық әдіс пайдаланды. Рентгенграфиялық зерттеудің нәтижелерін стереографиялық проекцияға салып тіке полюстәк фигуралар құралды. Тіке полюстік фигуралар талдау арқасында текстура қалыптасуының бұрын алынған нәтижелерден ауытқулары айқындалды. Сол ауытқулар мәні болып орташа қабатта деформацияның бір компонентті текстурасының пайда болуы табылады.

Түйін сөздер: монокристалдар деформациясы, кристаллографиялық текстура, стандарттық кристаллографиялық проекциялары, полюстік фигуралар, деформацияның текстуралары.

С. В. Мишнев¹, С. Б. Кузембаев², В. Г. Березюк¹, И. С. Дементьева¹, М. Р. Сихимбаев³, Б. Н. Абсадыков⁴

¹Сибирский федеральный университет, Красноярск, Россия,

²Кокшетауский государственный университет им. Ш. Уалиханова, Кокшетау, Казахстан,

³Карагандинский экономический университет Казпотребсоюза, Караганда, Казахстан,

⁴Институт химических наук им. А. Б. Бектурова, Алматы, Казахстан

ОСОБЕННОСТИ ДЕФОРМАЦИИ СРЕДНИХ СЛОЕВ СПЛАВА Fe – 3%Si(110)[hkl] ПРОКАТКОЙ С ДИАМЕТРОМ ВАЛКОВ 90 ММ

Аннотация. В статье предложены результаты исследования влияния исходной кристаллографической ориентировки и режимов деформации на текстуру прокатки в центральном слое монокристаллов сплава Fe – 3%Si(110)[hkl]. В лабораторных условиях были прокатаны группы образцов монокристаллов. Группы образцов были классифицированы по конечной величине деформации, по идеальной кристаллографической ориентировке, лежащей в плоскости прокатки, и по отклонениям направления плоскости идеальной ориентировки от направления прокатки. Методикой проведения эксперимента учитывалось также и величина обжатия за один подкат. Для исследования результатов прокатки был применен рентгенографический метод. Данные рентгенографического исследования накладывали на стереографическую проекцию и строили прямые полюсные фигуры. Результаты расшифровки прямых полюсных фигур выявили отличия в формировании текстуры от ранее полученных результатов. Эти отличия заключаются в проявлении в центральном слое однокомпонентной текстуры деформации.

Ключевые слова: деформация монокристаллов, кристаллографическая текстура, стандартные кристаллографические проекции, полюсные фигуры, текстуры деформации.

Information about authors:

Mishnev Sergey Vasilyevich, Candidate of Technical Sciences, Associate Professor, Siberian federal university, Polytechnic Institute, associate professor at the department of 'Mechanical Engineering', Krasnoyarsk, Russia; smishnev@sfu-kras.ru;

Kuzembayev Serik Bapaevich, Doctor of technical sciences, docent, the active member of the International Informatization Academy (The diploma No.1833 PK from 06.11.2015), Sh. Ualikhanov Kokshetau state university, Kokshetau, Kazakhstan; ksb_mlp@mail.ru; <https://orcid.org/0000-0003-2515-6696>

Berezyuk Vladimir Grigorevich, Candidate of Technical Sciences, Associate Professor, Siberian Federal University, Polytechnic Institute, associate professor at the department of 'Materials Science and Technology', Krasnoyarsk, Russia; vberezuk@mail.ru; <https://orcid.org/0000-0002-0923-0289>

Dementeva Irina Sergeevna, Siberian Federal University, Polytechnic Institute, senior lecturer at the department of 'Mechanical Engineering', Krasnoyarsk, Russia; irene.dementyeva@gmail.com; <https://orcid.org/0000-0003-0528-6442>

Sikhimbayev Muratbay Ryzdikbayevich, Doctor of Economic Sciences, Professor, the Corresponding member of the Russian Academy of Natural sciences (The diploma No. 4771 from 08.11.2011), Karaganda economic university of Kazpotrebsoyuz, professor at the Department of "Ecology and assessment", Karaganda, Kazakhstan; smurat@yandex.ru; <https://orcid.org/0000-0002-8763-6145>

Absadykov Bakhyt Narikbayevich, Doctor of Technical Sciences, Professor, the Corresponding member of National Academy of Sciences of the Republic of Kazakhstan, A. B. Bekturov institute of chemical sciences, Almaty, Kazakhstan; b_absadykov@mail.ru; <https://orcid.org/0000-0001-7829-0958>

REFERENCES

- [1] Hu Hgun, Cline R.S. Rolling Texture in Aluminium-Iron Single Crystals // Trans of The Metallurgical society of AIME. 224. 784 p. (in Eng.).
- [2] Avramov Y.S., Naumann G. Formation of recrystallization texture during rolling of Fe-Si single crystals (3%) of single crystal (110) in different crystallographic directions // Inorganic materials. 1967. Vol. 3, N 7. P. 1170-1173 (in Rus.).
- [3] Avramov Y.S., Molotilov B.V., Naumann G., Samarina N. Mmm. The ratio between the deformation and recrystallization textures when rolling single crystals (110) of transformer steel in different directions // FMM. 1966. Vol. 21, N 5. P. 740-744 (in Rus.).
- [4] Oplnsky A.J., Smoluchowski R. The Crystallographic Aspect on Slip Body-Centered Cubic Single Crystals. 2. Interpretation on Experiments // Journal of Applied Physics. 1951. Vol. 22, N 12. P. 1488-1492 (in Eng.).
- [5] Hu K. Annealing of silicon-iron. Sat: Return and recrystallization of metals. M.: Metallurgy, 1966. P. 273-326 (in Rus.).
- [6] Savinsky A.A., Goldstein V.Ya. Study of heterogeneity of texturearray during rolling of single crystals of silicon iron // Proceedings of the 3rd all-Union conference on textures and recrystallization in metals and alloys. Krasnoyarsk: KPI, 1982. P. 92-99 (in Rus.).
- [7] Canadian L.B., Salmikova E.F. Dergach V. the asymmetry of the texture deformation of single crystals of silicon-iron // Proceedings of the AS of the USSR. Ser. Physical. 1979. Vol. 43, 7. P. 1385-1387 (in Rus.).
- [8] Malashkevich P.I., Mishnev S.V. Texturepattern in the differential rolling of iron // Tesis. Doc. Proceedings of all-Union. conf. "Improving the durability and reliability of machines and drives", 22-24 September 1981, Kuibyshev. Kuibyshev: KPI, 1981. 354 p. (in Rus.).
- [9] Mishnev S.V., Malashkevich P.I., Durnev V.D. Technology of production of textured sheet metal differential rolling // Bulletin of Kazan state technological university, mechanical engineering. Krasnoyarsk, 1999. P. 66-73 (in Rus.).
- [10] Kurmangaliyev T.B., Sherov K.T., Sikhimbayev M.R., Absadykov B.N. et al. Experimental study of optimal parameters of pneumatic motor of vibration table for inertial vibroabrasive machining the parts on the basis of beryllium oxide // News of the Academy of Sciences of the Republic of Kazakhstan. Series of Geology and Technical Sciences. 2018. N 5. P. 184-191. <https://doi.org/10.32014/2018.2518-170X.24> ISSN 2518-170X (Online), ISSN 2224-5278 (Print) (in Eng.).
- [11] Sherov K.T., Sikhimbayev M.R., Absadykov B.N. et al. Control's accuracy improvement and reduction of labor content in adapting of ways of metalcutting tools // News of the Academy of Sciences of the Republic of Kazakhstan. Series of Geology and Technical Sciences. 2018. N 6. P. 170-179. doi: 10.32014/2018.2518-170X.47 (in Eng.).
- [12] Sikhimbayev M.R., Sherov K.T., Zharkevich O.M. et al. Experimental studies of stabilization of boring cutter form-building top oscillation // Journal of Vibroengineering. Kaunas, June 2012. Vol. 14, Issue 2 (792). P. 661-670 (in Eng.).
- [13] Berezyuk V., Kuzembayev S., Sherov K., Sikhimbayev M., Mishnev S. et al. Increase of precision of casting blocks by applying acoustical oscillations in gas-impulsive moulding // Journal of Vibroengineering. The Lithuanian Academy of Sciences. Kaunas, August 2015. Vol. 17, Issue 5(1667). P. 2178-2185 (in Eng.).
- [14] Babareka A.A. The texture of metals and alloys. Results of science and technology. M.: VINITI an SSSR, 1980. P. 79-148 (in Rus.).
- [15] Wasserman Greven I. Textures of metallic materials. M.: Metallurgy, 1969. 654 p. (in Rus.).
- [16] Smirnov V.S., Durnev V.D. Texture formation of metals during rolling. M.: Metallurgy, 1971. 254 p. (in Rus.).
- [17] Vishnyakov Ya.D., Babareka A.A. and others. The theory of formation of textures in metals and alloys. M.: Science, 1979. 343 p. (in Rus.).
- [18] Durnev V.D., Talashkevich I.P. Symmetry in technology. SPb.: Polytechnic, 1993. 256 p. (in Rus.).
- [19] Talashkevich P.I., Mishnev S.V. Symmetry textures of metals at a consistent rolling // Tesis. Doc. III all-Union conference on textures and recrystallization in metals and alloys. Krasnoyarsk: KPI, 1980. P. 10-12 (in Rus.).
- [20] Talashkevich P.I., Mishnev S.V., Slavov V.I. Symmetry of textures in parallel rolling // Tesis. Doc. III all-Union conference on textures and recrystallization in metals and alloys. Krasnoyarsk: KPI, 1980. 12 p. (in Rus.).
- [21] Talashkevich I.P., Slavov V.I. On the symmetry of textures and their orientation in cubic metals // WPI. AS USSR, ser. Physical. 1979. Vol. 43, N 7. P. 1380-1384 (in Rus.).

**Publication Ethics and Publication Malpractice
in the journals of the National Academy of Sciences of the Republic of Kazakhstan**

For information on Ethics in publishing and Ethical guidelines for journal publication see <http://www.elsevier.com/publishingethics> and <http://www.elsevier.com/journal-authors/ethics>.

Submission of an article to the National Academy of Sciences of the Republic of Kazakhstan implies that the described work has not been published previously (except in the form of an abstract or as part of a published lecture or academic thesis or as an electronic preprint, see <http://www.elsevier.com/postingpolicy>), that it is not under consideration for publication elsewhere, that its publication is approved by all authors and tacitly or explicitly by the responsible authorities where the work was carried out, and that, if accepted, it will not be published elsewhere in the same form, in English or in any other language, including electronically without the written consent of the copyright-holder. In particular, translations into English of papers already published in another language are not accepted.

No other forms of scientific misconduct are allowed, such as plagiarism, falsification, fraudulent data, incorrect interpretation of other works, incorrect citations, etc. The National Academy of Sciences of the Republic of Kazakhstan follows the Code of Conduct of the Committee on Publication Ethics (COPE), and follows the COPE Flowcharts for Resolving Cases of Suspected Misconduct (http://publicationethics.org/files/u2/New_Code.pdf). To verify originality, your article may be checked by the Cross Check originality detection service <http://www.elsevier.com/editors/plagdetect>.

The authors are obliged to participate in peer review process and be ready to provide corrections, clarifications, retractions and apologies when needed. All authors of a paper should have significantly contributed to the research.

The reviewers should provide objective judgments and should point out relevant published works which are not yet cited. Reviewed articles should be treated confidentially. The reviewers will be chosen in such a way that there is no conflict of interests with respect to the research, the authors and/or the research funders.

The editors have complete responsibility and authority to reject or accept a paper, and they will only accept a paper when reasonably certain. They will preserve anonymity of reviewers and promote publication of corrections, clarifications, retractions and apologies when needed. The acceptance of a paper automatically implies the copyright transfer to the National Academy of Sciences of the Republic of Kazakhstan.

The Editorial Board of the National Academy of Sciences of the Republic of Kazakhstan will monitor and safeguard publishing ethics.

Правила оформления статьи для публикации в журнале смотреть на сайте:

www.nauka-nanrk.kz

ISSN 2518-170X (Online), ISSN 2224-5278 (Print)

<http://www.geolog-technical.kz/index.php/en/>

Верстка *Д. Н. Калкабековой*

Подписано в печать 11.06.2019.

Формат 70x881/8. Бумага офсетная. Печать – ризограф.

15,7 п.л. Тираж 300. Заказ 3.