

ISSN 2518-170X (Online),
ISSN 2224-5278 (Print)

ҚАЗАҚСТАН РЕСПУБЛИКАСЫ
ҰЛТТЫҚ ҒЫЛЫМ АКАДЕМИЯСЫНЫҢ
Қ. И. Сәтпаев атындағы Қазақ ұлттық техникалық зерттеу университеті

Х А Б А Р Л А Р Ы

ИЗВЕСТИЯ

НАЦИОНАЛЬНОЙ АКАДЕМИИ НАУК
РЕСПУБЛИКИ КАЗАХСТАН
Казакский национальный исследовательский
технический университет им. К. И. Сатпаева

NEWS

OF THE ACADEMY OF SCIENCES
OF THE REPUBLIC OF KAZAKHSTAN
Kazakh national research technical university
named after K. I. Satpayev

SERIES OF GEOLOGY AND TECHNICAL SCIENCES

6 (438)

NOVEMBER – DECEMBER 2019

THE JOURNAL WAS FOUNDED IN 1940

PUBLISHED 6 TIMES A YEAR

ALMATY, NAS RK

NAS RK is pleased to announce that News of NAS RK. Series of geology and technical sciences scientific journal has been accepted for indexing in the Emerging Sources Citation Index, a new edition of Web of Science. Content in this index is under consideration by Clarivate Analytics to be accepted in the Science Citation Index Expanded, the Social Sciences Citation Index, and the Arts & Humanities Citation Index. The quality and depth of content Web of Science offers to researchers, authors, publishers, and institutions sets it apart from other research databases. The inclusion of News of NAS RK. Series of geology and technical sciences in the Emerging Sources Citation Index demonstrates our dedication to providing the most relevant and influential content of geology and engineering sciences to our community.

Қазақстан Республикасы Ұлттық ғылым академиясы "ҚР ҰҒА Хабарлары. Геология және техникалық ғылымдар сериясы" ғылыми журналының Web of Science-тің жаңаланған нұсқасы Emerging Sources Citation Index-те индекстелуге қабылданғанын хабарлайды. Бұл индекстелу барысында Clarivate Analytics компаниясы журналды одан әрі the Science Citation Index Expanded, the Social Sciences Citation Index және the Arts & Humanities Citation Index-ке қабылдау мәселесін қарастыруда. Web of Science зерттеушілер, авторлар, баспашылар мен мекемелерге контент тереңдігі мен сапасын ұсынады. ҚР ҰҒА Хабарлары. Геология және техникалық ғылымдар сериясы Emerging Sources Citation Index-ке енуі біздің қоғамдастық үшін ең өзекті және беделді геология және техникалық ғылымдар бойынша контентке адалдығымызды білдіреді.

НАН РК сообщает, что научный журнал «Известия НАН РК. Серия геологии и технических наук» был принят для индексирования в Emerging Sources Citation Index, обновленной версии Web of Science. Содержание в этом индексировании находится в стадии рассмотрения компанией Clarivate Analytics для дальнейшего принятия журнала в the Science Citation Index Expanded, the Social Sciences Citation Index и the Arts & Humanities Citation Index. Web of Science предлагает качество и глубину контента для исследователей, авторов, издателей и учреждений. Включение Известия НАН РК. Серия геологии и технических наук в Emerging Sources Citation Index демонстрирует нашу приверженность к наиболее актуальному и влиятельному контенту по геологии и техническим наукам для нашего сообщества.

Б а с р е д а к т о р ы
э. ғ. д., профессор, ҚР ҰҒА академигі

И.К. Бейсембетов

Бас редакторының орынбасары

Жолтаев Г.Ж. проф., геол.-мин. ғ. докторы

Р е д а к ц и я а л қ а с ы:

Абаканов Т.Д. проф. (Қазақстан)
Абишева З.С. проф., академик (Қазақстан)
Агабеков В.Е. академик (Беларусь)
Алиев Т. проф., академик (Әзірбайжан)
Бакиров А.Б. проф., (Қырғыстан)
Беспәев Х.А. проф. (Қазақстан)
Бишимбаев В.К. проф., академик (Қазақстан)
Буктуков Н.С. проф., академик (Қазақстан)
Булат А.Ф. проф., академик (Украина)
Ганиев И.Н. проф., академик (Тәжікстан)
Грэвис Р.М. проф. (АҚШ)
Ерғалиев Г.К. проф., академик (Қазақстан)
Жуков Н.М. проф. (Қазақстан)
Қожахметов С.М. проф., академик (Қазақстан)
Конторович А.Э. проф., академик (Ресей)
Курскеев А.К. проф., академик (Қазақстан)
Курчавов А.М. проф., (Ресей)
Медеу А.Р. проф., академик (Қазақстан)
Мұхамеджанов М.А. проф., корр.-мүшесі (Қазақстан)
Нигматова С.А. проф. (Қазақстан)
Оздоев С.М. проф., академик (Қазақстан)
Постолатий В. проф., академик (Молдова)
Ракишев Б.Р. проф., академик (Қазақстан)
Сейтов Н.С. проф., корр.-мүшесі (Қазақстан)
Сейтмуратова Э.Ю. проф., корр.-мүшесі (Қазақстан)
Степанец В.Г. проф., (Германия)
Хамфери Дж.Д. проф. (АҚШ)
Штейнер М. проф. (Германия)

«ҚР ҰҒА Хабарлары. Геология мен техникалық ғылымдар сериясы».

ISSN 2518-170X (Online),

ISSN 2224-5278 (Print)

Меншіктенуші: «Қазақстан Республикасының Ұлттық ғылым академиясы» РҚБ (Алматы қ.).

Қазақстан республикасының Мәдениет пен ақпарат министрлігінің Ақпарат және мұрағат комитетінде 30.04.2010 ж. берілген №10892-Ж мерзімдік басылым тіркеуіне қойылу туралы куәлік.

Мерзімділігі: жылына 6 рет.

Тиражы: 300 дана.

Редакцияның мекенжайы: 050010, Алматы қ., Шевченко көш., 28, 219 бөл., 220, тел.: 272-13-19, 272-13-18,
<http://www.geolog-technical.kz/index.php/en/>

© Қазақстан Республикасының Ұлттық ғылым академиясы, 2019

Редакцияның Қазақстан, 050010, Алматы қ., Қабанбай батыра көш., 69а.

мекенжайы: Қ. И. Сәтбаев атындағы геология ғылымдар институты, 334 бөлме. Тел.: 291-59-38.

Типографияның мекенжайы: «Аруна» ЖК, Алматы қ., Муратбаева көш., 75.

Г л а в н ы й р е д а к т о р
д. э. н., профессор, академик НАН РК

И. К. Бейсембетов

Заместитель главного редактора

Жолтаев Г.Ж. проф., доктор геол.-мин. наук

Р е д а к ц и о н н а я к о л л е г и я:

Абаканов Т.Д. проф. (Казахстан)
Абишева З.С. проф., академик (Казахстан)
Агабеков В.Е. академик (Беларусь)
Алиев Т. проф., академик (Азербайджан)
Бакиров А.Б. проф., (Кыргызстан)
Беспаяев Х.А. проф. (Казахстан)
Бишимбаев В.К. проф., академик (Казахстан)
Буктуков Н.С. проф., академик (Казахстан)
Булат А.Ф. проф., академик (Украина)
Ганиев И.Н. проф., академик (Таджикистан)
Грэвис Р.М. проф. (США)
Ергалиев Г.К. проф., академик (Казахстан)
Жуков Н.М. проф. (Казахстан)
Кожаметов С.М. проф., академик (Казахстан)
Конторович А.Э. проф., академик (Россия)
Курскеев А.К. проф., академик (Казахстан)
Курчавов А.М. проф., (Россия)
Медеу А.Р. проф., академик (Казахстан)
Мухамеджанов М.А. проф., чл.-корр. (Казахстан)
Нигматова С.А. проф. (Казахстан)
Оздоев С.М. проф., академик (Казахстан)
Постолатий В. проф., академик (Молдова)
Ракишев Б.Р. проф., академик (Казахстан)
Сейтов Н.С. проф., чл.-корр. (Казахстан)
Сейтмуратова Э.Ю. проф., чл.-корр. (Казахстан)
Степанец В.Г. проф., (Германия)
Хамфери Дж.Д. проф. (США)
Штейнер М. проф. (Германия)

«Известия НАН РК. Серия геологии и технических наук».

ISSN 2518-170X (Online),

ISSN 2224-5278 (Print)

Собственник: Республиканское общественное объединение «Национальная академия наук Республики Казахстан (г. Алматы)

Свидетельство о постановке на учет периодического печатного издания в Комитете информации и архивов Министерства культуры и информации Республики Казахстан №10892-Ж, выданное 30.04.2010 г.

Периодичность: 6 раз в год

Тираж: 300 экземпляров

Адрес редакции: 050010, г. Алматы, ул. Шевченко, 28, ком. 219, 220, тел.: 272-13-19, 272-13-18,
<http://nauka-nanrk.kz/geology-technical.kz>

© Национальная академия наук Республики Казахстан, 2019

Адрес редакции: Казахстан, 050010, г. Алматы, ул. Кабанбай батыра, 69а.

Институт геологических наук им. К. И. Сатпаева, комната 334. Тел.: 291-59-38.

Адрес типографии: ИП «Аруна», г. Алматы, ул. Муратбаева, 75

E d i t o r i n c h i e f

doctor of Economics, professor, academician of NAS RK

I. K. Beisembetov

Deputy editor in chief

Zholtayev G.Zh. prof., dr. geol-min. sc.

E d i t o r i a l b o a r d:

Abakanov T.D. prof. (Kazakhstan)
Abisheva Z.S. prof., academician (Kazakhstan)
Agabekov V.Ye. academician (Belarus)
Aliyev T. prof., academician (Azerbaijan)
Bakirov A.B. prof., (Kyrgyzstan)
Bespayev Kh.A. prof. (Kazakhstan)
Bishimbayev V.K. prof., academician (Kazakhstan)
Buktukov N.S. prof., academician (Kazakhstan)
Bulat A.F. prof., academician (Ukraine)
Ganiyev I.N. prof., academician (Tadjikistan)
Gravis R.M. prof. (USA)
Yergaliev G.K. prof., academician (Kazakhstan)
Zhukov N.M. prof. (Kazakhstan)
Kozhakhmetov S.M. prof., academician (Kazakhstan)
Kontorovich A.Ye. prof., academician (Russia)
Kurskeyev A.K. prof., academician (Kazakhstan)
Kurchavov A.M. prof., (Russia)
Medeu A.R. prof., academician (Kazakhstan)
Muhamedzhanov M.A. prof., corr. member. (Kazakhstan)
Nigmatova S.A. prof. (Kazakhstan)
Ozdoev S.M. prof., academician (Kazakhstan)
Postolatii V. prof., academician (Moldova)
Rakishev B.R. prof., academician (Kazakhstan)
Seitov N.S. prof., corr. member. (Kazakhstan)
Seitmuratova Ye.U. prof., corr. member. (Kazakhstan)
Stepanets V.G. prof., (Germany)
Humphery G.D. prof. (USA)
Steiner M. prof. (Germany)

News of the National Academy of Sciences of the Republic of Kazakhstan. Series of geology and technology sciences.

ISSN 2518-170X (Online),

ISSN 2224-5278 (Print)

Owner: RPA "National Academy of Sciences of the Republic of Kazakhstan" (Almaty)

The certificate of registration of a periodic printed publication in the Committee of information and archives of the Ministry of culture and information of the Republic of Kazakhstan N 10892-Ж, issued 30.04.2010

Periodicity: 6 times a year

Circulation: 300 copies

Editorial address: 28, Shevchenko str., of. 219, 220, Almaty, 050010, tel. 272-13-19, 272-13-18,
<http://nauka-nanrk.kz/geology-technical.kz>

© National Academy of Sciences of the Republic of Kazakhstan, 2019

Editorial address: Institute of Geological Sciences named after K.I. Satpayev
69a, Kabanbai batyr str., of. 334, Almaty, 050010, Kazakhstan, tel.: 291-59-38.

Address of printing house: ST "Aruna", 75, Muratbayev str, Almaty

NEWS

OF THE NATIONAL ACADEMY OF SCIENCES OF THE REPUBLIC OF KAZAKHSTAN

SERIES OF GEOLOGY AND TECHNICAL SCIENCES

ISSN 2224-5278

Volume 6, Number 438 (2019), 190 – 196

<https://doi.org/10.32014/2019.2518-170X.170>

Sandugash Orazaliyeva¹, Waldemar Wójcik², Muborak Yakubova¹, Bulbul Ongar³

¹Almaty University of Power Engineering and Telecommunications, Kazakhstan,

²The Lublin University of Technology, Poland,

³Kazakh Academy of Transport and Communications, Almaty, Kazakhstan.

E-mail: orazaliyeva-sandugash@mail.ru, Ongar_bulbul@mai.ru

MEASUREMENT OF THE VEER AND ROTATION OF AN OPTICAL FIBRE USING A BRAGG GRATING

Abstract. There is presented a method for measuring the angle of rotation and twisting using a periodic incline of tilted fibre Bragg grating (TFBG) with an inclination angle of 6° recorded in a single-mode optical fibre. It was shown that when the sensor rotates through 180° , the transmittance changes from 0.5 to 0.84 at a wavelength of 1541.2 nm. As a result of measurements, it was found that the highest sensitivity can be obtained for angles from 30° to 70° concerning the necessary orientation. A change in the transmission spectrum occurs for cladding modes that change their intensity with a difference in the polarization of light propagation through the grating. The same design can be used to measure the angle of rotation. The possibility of obtaining a TFBG rotary device at an edge of 200° with a length of more than 10 mm has been proved. It allows controlling both the angle of rotation and the twisting of the optical fibre using the manufactured TFBG.

Key words: sensors, fiber optic Bragg gratings, torsion measurement, rotation measurement.

Introduction. The optical measurement of physical quantities in mechanical systems and structures is gaining increasing commercial importance in various industries. Rotation and twisting are very often measured by mechanical supplies. Fibre-optic methods for measuring these values have several significant advantages, such as resistance to environmental influences, the relatively simple placement of sensors on the estimated structures and the possibility of simultaneous measurements in many places. In recent years, veer and rotation sensors have been intensively developed to research new fibre-optic sensor solutions [10, 12].

The first work in the field of fibre-optic rotation sensors appeared in the late 1980s. There are many optical methods for measuring rotation and twisting [1]. Recently, inclined the fibre Bragg gratings (TFBG) [2-4] have been very popular in measuring rotation and other quantities. These gratings use the property of the effect of the polarization of the introduced light – by which are meant the state of polarization (SOP) – on the spectrum of the shell regime. This is because the TFBG structure inhibits the cylindrical symmetry of the optical fibre [5]. TFBG offers all the benefits of standard FBG technologies, such as ease of manufacture and small size. An additional advantage of inclined FBG is a large number of cladding modes visible in a relatively narrow spectral range.

This article describes the use of a single optical fibre generated by an inclined periodic structure for measuring the angle of rotation and twisting of an optical fiber. To perform and analyze rotation and twisting measurements, it is necessary to fix a periodic structure in which the modulation planes of the refractive index are set at a certain angle concerning the normal axis of the optical fibre. Figure 1 shows the actual dimensions of the structure created in this way.

The structure shown in figure 1 was obtained using a laser using the phase mask method, which ensures the propagation of light in such a way that the grid planes are located at an angle $= 6^\circ$ to the normal axis of the fibre. SMF-28 single-mode fibre was previously photosensitized in a hydrogen atmosphere at a pressure of 190 bar and a temperature of 20°C for ten days. After recording, the grid had a total length of 10 mm.

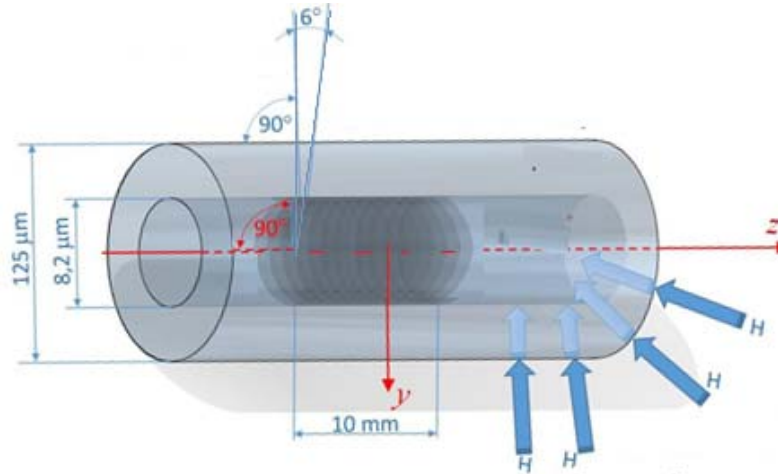


Figure 1 – Dimensions and characteristics of the created design TFBG, used as a rotation and rotation sensor

The structure thus created was then subjected to spectral tests. Figure 2 shows the transmission spectrum of the designed structure. As we can see, it has several resonances for waves shorter than the Bragg wavelength. As can be seen, the maximum height of the minima coming from the shells falls on wavelengths in the region of 1540 nm. This wavelength range, as shown in figure 2, was chosen as a measurement of the angle of veer and angle of rotation. The most significant dynamics of changes was also obtained in this area, in particular, minima from mantle regimes, as well as changes in the rotation and bending of the TFBG structure.

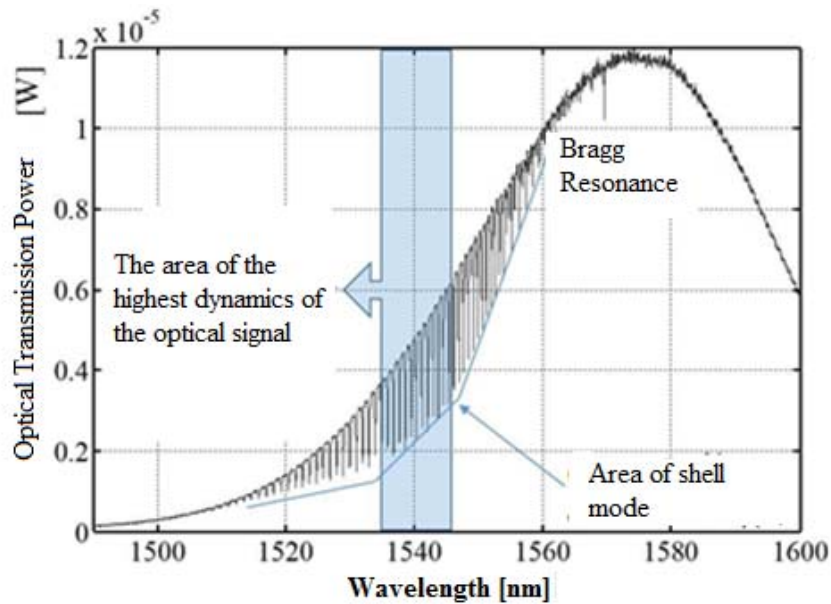


Figure 2 – Transmission spectrum of the created structure. (The core resonance and several mode shell resonances are marked on the characteristics. The wavelength range selected for analysis was marked by a darkened vertical rectangle)

Since it is known that a TFBG fibre responds to changes in the polarization angle of the light inlet into such a fibre [9, 11], this article will show differences in the spectral response of such a system to changes in its rotation and torsion angles.

During the measurements, the optical fibre rotated and twisted (figure 3a). In the case of rotation, both ends of the fibre with the recorded TFBG element turned at the same angle, which led to the rotation of the entire fibre. The length of the TFBG element was $L_{TFBG} = 10 \text{ mm}$, and the length of the optical fibre between the right-hand rotating end of the fibre and the TFBG element was 15 mm.

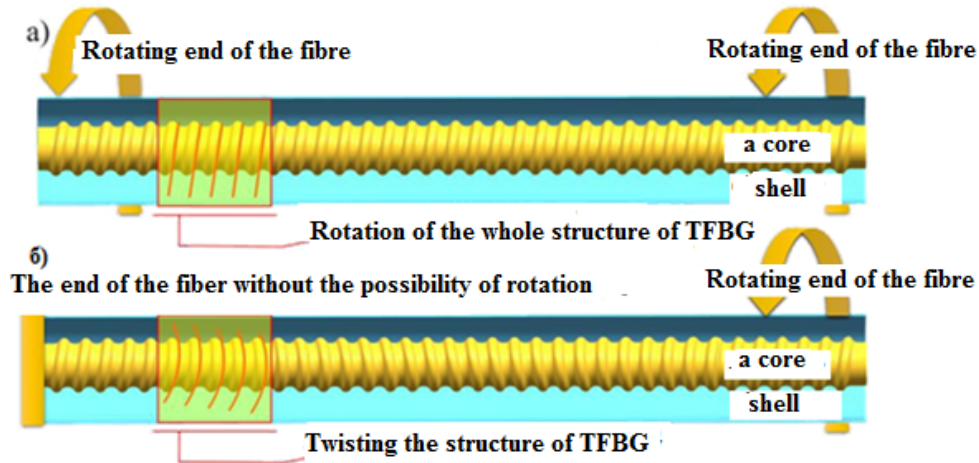


Figure 3 – Tuning and measurement method:
 a) rotation, b) twisting, of the optical fiber in which the TFBG structure was recorded

In the case of twisted fibre optic cables, a 10 mm TFBG element is placed directly on the rigidly fixed end of the optical fibre. The distance between the TFBG and the rotating end of the fibre was 30 mm. A single-mode fibre SMF-28 with a diameter of 10.4 μm , a core diameter of 8.2 μm , a sheath diameter of 125 μm and a coating diameter of 242 μm was used. The length of the SMF-28 was 1 m. In both cases, linearly polarized light of a known polarization plane was inserted into the fibre. There was used a light source of SLD luminescent diode with a maximum power of 2.5 mW, a central wavelength of 1550 nm and a passband of 90 nm. The measurement was carried out at a source current of 200 mA and a temperature of 20 $^{\circ}\text{C}$. The polarization of light was determined and controlled using additional optical elements. In the first case (figure 3a), both ends of the fibre were rotated using the precision shaft of the Thorlabs HFR007 optical fibre through the same angle with an accuracy of two degrees.

The rotation of the fibre caused changes in the energy distribution between the individual mode shells in the TFBG structure. Energy changes were observed using a Yokogawa AQ63370D optical spectrum analyzer. The spectral resolution of the analyzer was 0.02 nm. The optical spectrum was measured in the range from 1490 to 1600 nm. In the second case (figure 3b), the measurements looked similar, but the difference was that only one end of the optical fibre was rotated, which led to the twisting of the optical fibre and TFBG stored in it.

The idea of the measuring system is shown in figure 4. The light from the luminescent diode was directed through the lens (O1) to the polarizer and to the half-wave plate ($\lambda/2$), to let incident light pass, controlling only its polarity. Then, through the lens (O2), the light was directed to a single-mode optical fibre with TFBG stored on it. The light was connected between the fibres and the lenses using the x, y, z manipulators from ThorlabsInc. Both reference points (1 and 2) were used to call and control the rotation and twisting of the optical fibre using the TFBG sensor. The signal was measured after passing through

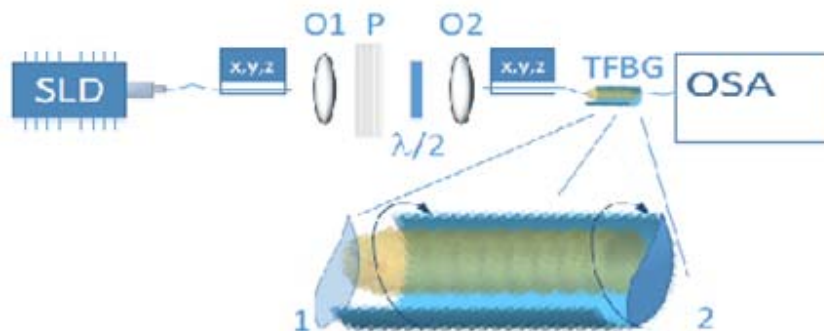


Figure 4 – Rotation angle and measuring system of rotation and rotation

the entire system using an optical spectrum analyzer (OSA). In all measurements, a TFBG grid with an angle $\theta = 6^\circ$, was used; measurements were carried out at a stabilized ambient temperature of 20°C and a current SLD of 200.8 mA.

Analysis of the possibility of measuring rotation using inclined periodic structures. The made TFBG structure was subjected to spectral tests in the system, as shown in Figure 4. As a result of changing the angle of rotation of the TFBG fibre, the transmission spectral characteristics were obtained – figure 5 for various fibre orientations.

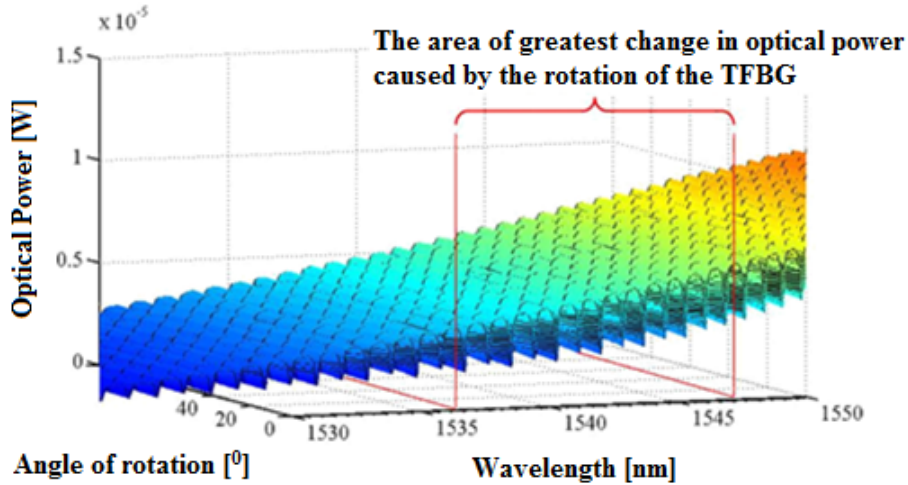


Figure 5 – There is a change in transmitted optical power after passing through TFBG (6°) at multiple angles of rotation

For a grating with an angle $\theta = 6^\circ$ the area of the most extensive transmission changes caused by the rotation of the structure is from 1536 to 1548 nm (figure 5). As a result of preliminary measurements of the transmission spectrum, the wavelength range corresponding to the mode shell was chosen.

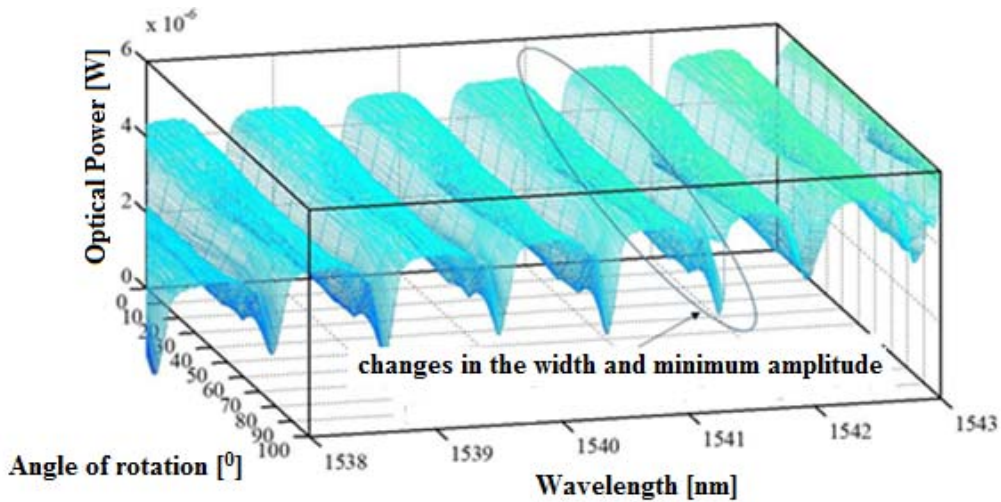


Figure 6 – Change in TFBG transmission characteristics for rotation angles from 0 to 100°

Figure 6 shows the changes in optical power after passing through the TFBG structure with the selected region of the mode chosen shell for further measurements. A preliminary analysis of the spectral characteristics showed the TFBG response to the rotation, which manifests itself in a change in the amplitude of the minima coming from the mode shells at a length of 1542 nm, as well as a difference in the wavelength corresponding to the minima for the mode shells in this wavelength region.

Further studies were carried out in the area of 1542 nm, measuring the shifts of the minima of the spectral characteristics and amplitude changes of the mode shells (figure 7). The TFBG transmittance

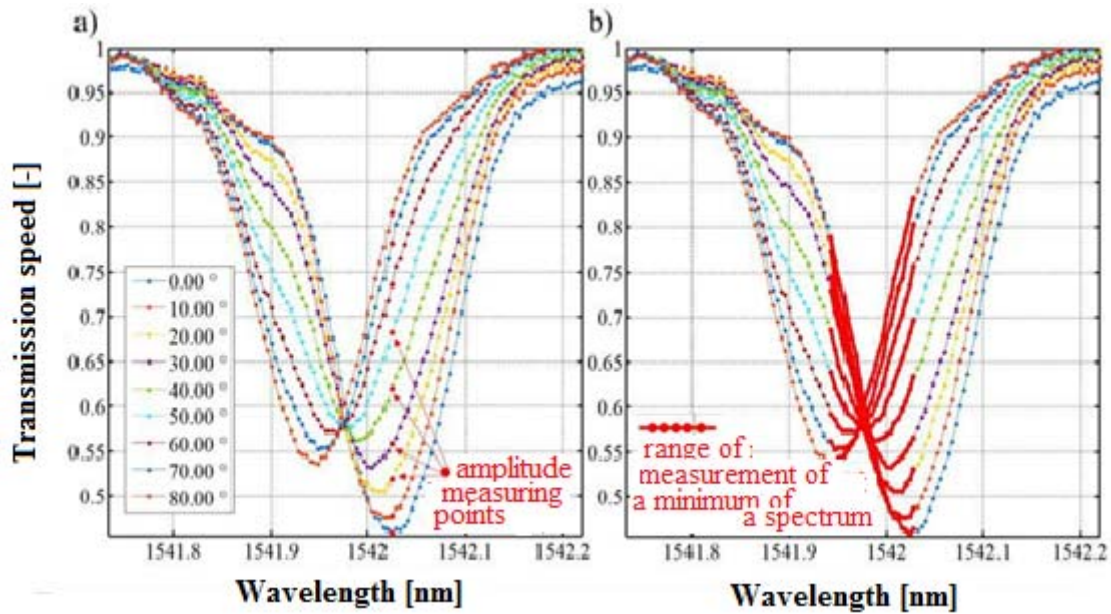


Figure 7 – TFBB rotation effect: a) a difference in the mode amplitude for the selected wavelength, b) a shift in the minimum corresponding to a specific mode in the envelope

changes for a given wavelength are shown in figure 7a. This figure also shows the transmittance measurement points for TFBB (6 °). Figure 7b shows the phenomenon of a shift in the spectrum of the shell mode due to the rotation of the TFBB structure. For practical reasons, this bias is most measured merely by detecting extreme shifts in transmission characteristics. Figure 7b also shows the minimum measurement region of the spectral transmission characteristics.

Figure 8 shows the results of spectral measurements of TFBB fibres rotated from 0 to 80 degrees. The direction of rotation corresponded to the designation in the drawing and was called in work by the so-called right rotation (P).

The part of the spectral range corresponding to the minimum value for small wavelengths (minimum left) is called the S-shaped mode in the literature. The minimum amount indicated on the right is most often stated in the documentation as a P-shaped mode[6-8].As can be seen, the rotation of the fibre optic

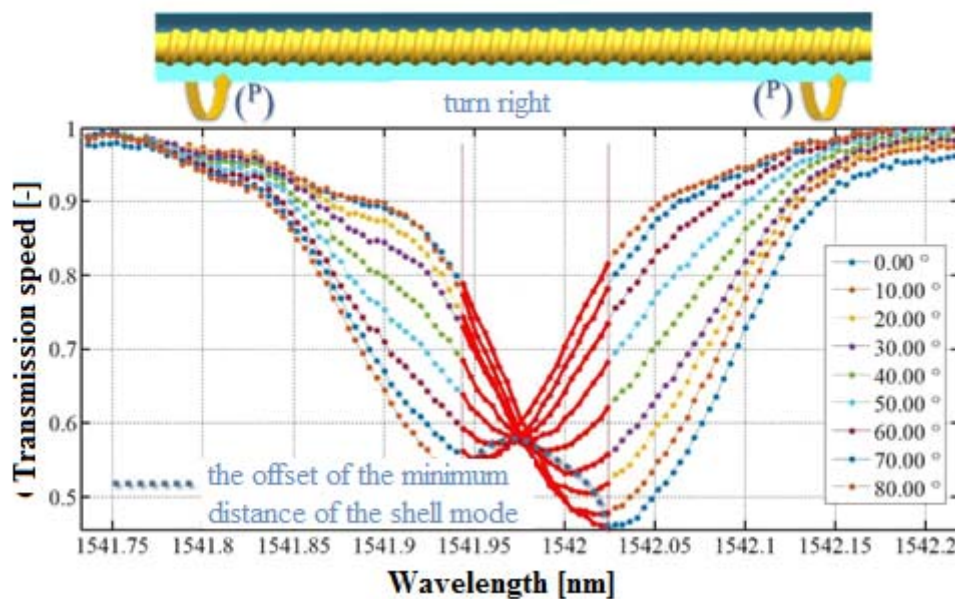


Figure 8 – Transfer characteristics of the fabricated TFBB structure, measured for various rotation angles (P)

cable with TFBG causes a change in the excitation level of the left (S) and right (P) modes propagating in the structure. This is caused by a difference in the coefficient of adhesion between the individual modes. This effect can be used to determine the angle of rotation, for example, by measuring the power value for a given wavelength. For this, a wavelength of 1542.2 nm was chosen (figure 7a), for which a significant change in power occurs due to the rotation of the fiber. This wavelength can be used for indirect measurements of the angle of rotation. According to figure 7a, for the starting position, the transmittance takes a value below 0.5. Rotating the structure by 80 ° increases the transmittance for the selected wavelength even up to 0.85. Moreover, in these ranges of rotation of the fibre, a minimal change in the transmission characteristics is noticeable (fig.7б and figure 8). The wavelength corresponding to the minimum transmission for the fibre in the reference position (veer angle is 0) is 1542.025 nm and moves as the veer angle increases in the direction of short waves to 1541.94 nm at a veer angle of 80.

The obtained spectral characteristics also have regions where the power value does not change (or changes insignificantly) during rotation. Individual modes exchange energy, but the power value for wavelengths, for example, 1541.975 nm (figure 8), varies very little. Any change in the power value for these wavelengths is the result of a change in temperature. If the temperature changes during the measurement, the whole spectrum shifts, which leads to a shift in power for these specific wavelengths. This phenomenon is called the temperature effect, which should be taken into account in spectral measurements of TFBG under conditions of a variable angle of polarization of light.

Conclusion. In this article, we demonstrate the possibility of measuring the degree of rotation and twisting of an optical fibre using a TFBG structure recorded on it with an inclination angle of 6°. It was shown that when the sensor rotates through 180°, the transmittance changes from 0.5 to 0.84 at a wavelength of 1541.2 nm. It is proved that the highest sensitivity can be obtained in the central part of the processing characteristics, for angles from 30 to 70°. It has been shown that the same design can also be used to measure the angle of rotation. TFBG responds to twisting along a 200° cable with a length of 10 mm (from 100 to +100°) by changing the transmittance in the range from 0.39 to 0.89 at a wavelength of 1541.4 nm. This allows controlling both the veer angle and the twisting of the optical fibre using the inscribed TFBG.

Сандуғаш Оразалиева¹, Вальдемар Войчик²,
Мубарак Якубова¹, Булбул Онгар³

¹Алматы Энергетика және байланыс университеті, Алматы, Қазақстан,

²Люблин технологиялық университеті, Польша,

³М. Тынышпаев атындағы Қазақ көлік және коммуникациялар академиясы, Алматы, Қазақстан

БРЭГГ ТОРЫН ҚОЛДАНУ АРҚЫЛЫ ОПТИКАЛЫҚ ТАЛШЫҚТЫҢ БҰРЫЛУЫ МЕН АЙНАЛУЫН ӨЛШЕУ

Аннотация. Бір модалы оптикалық талшыққа бекітілген, 6° бұрышқа иілген периодты көлбеу талшықтық оптикалық Брэгг торын қолдана отырып талшықты бұрылу және айналу бұрышын өлшеу әдісі ұсынылған. Датчик 180° айналғанда, 1541,2 нм толқын ұзындығында өткізу коэффициенті 0,5-тен 0,84-ге дейін өзгертіні байқалады. Өлшеу нәтижелері бойынша ең жоғары сезімталдықты қалаған бағытқа қатысты 30°-дан 70°-қа дейінгі бұрыштар үшін алуға болатындығы анықталды. Өткізу спектрінің өзгерісі тор арқылы өтетін жарықтың поляризациясындағы айырмашылығымен өз қарқындылығын өзгертетін қабық модалары үшін орын алады. Сол құрылымды айналу бұрышын өлшеу үшін қолдануға болады. Ұзындығы 10 мм-ден асатын 200° бұрышқа бұрылатын периодты көлбеу талшықтық оптикалық Брэгг торын алу мүмкіндігі дәлелденді. Мұның бәрі сізге бұрылу бұрышын ғана емес, сонымен қатар жасалған ПОБТ көмегімен оптикалық талшықты бұрауды басқаруға мүмкіндік береді.

Түйін сөздер: датчиктер, талшықтық оптикалық Брэгг торы, бұруды өлшеу, айналуы өлшеу.

Сандугаш Оразалиева¹, Вальдемар Войчик², Мубарак Якубова¹, Булбул Онгар³

¹Алматинский Университет Энергетики и Связи, Казахстан,

²Люблинский Технический Университет, Польша,

³Казахская академия транспорта и коммуникаций им. М. Тынышпаева, Алматы, Казахстан

ИЗМЕРЕНИЕ УГЛА ПОВОРОТА И ВРАЩЕНИЯ ОПТИЧЕСКОГО ВОЛОКНА С ИСПОЛЬЗОВАНИЕМ БРЭГГОВСКОЙ РЕШЕТКИ

Аннотация. Представлен метод измерения угла поворота и скручивания с использованием периодической наклонной волоконно-оптической решетки Брэгга (ВОРБ) с углом наклона 6° , записанной в одномодовое оптическое волокно. Показано, что при вращении датчика на 180° коэффициент пропускания изменяется с 0,5 до 0,84 при длине волны 1541,2 нм. В результате измерений было установлено, что наибольшую чувствительность можно получить для углов от 30 до 70° по отношению к базовой ориентации. Изменение спектра пропускания происходит для модов оболочки, которые изменяют свою интенсивность с изменением поляризации распространения света через решетку. Такая же конструкция может быть использована для измерения угла поворота. Доказана возможность получения поворотного устройства ВОРБ на угол 200° длиной более 10 мм. Это позволяет контролировать как угол поворота, так и скручивание оптического волокна с помощью изготовленного TFBG.

Ключевые слова: датчики, волоконно-оптические брэгговские решетки, измерение кручения, измерение вращения.

Information about authors:

Orazaliyeva Sandugash, Almaty University of Power Engineering and Telecommunications, Kazakhstan; orazaliyeva-sandugash@mail.ru; <https://orcid.org/0000-0002-2838-1867>

Wojcik Waldemar, PhD of informatics and electronics, professor, The Lublin University of Technology, Poland; <https://orcid.org/0000-0002-0843-8053>

Yakubova Muborak, Almaty University of Power Engineering and Telecommunications, Kazakhstan

Ongar Bulbul, Kazakh Academy of Transport and Communications, Almaty, Kazakhstan; Ongar_bulbul@mail.ru; <https://orcid.org/0000-0002-8333-8343>

REFERENCES

- [1] Budinski V., Donlagic, D. (2017). Fiber-Optic Sensors for Measurements of Torsion, Twist and Rotation: A Review // *Sensors*. 17(3),443.
- [2] Dong X., Zhang, H., Liu, B., Miao, Y. (2011). Tilted fiber Bragg gratings: principle and sensing applications // *Photonic Sensors*. 1(1), 6-30.
- [3] Albert J., Shao L.Y., Caucheteur C. (2013). Tilted fiber Bragg rating sensors // *Laser Photonics Rev.* 7(1), 83-108.
- [4] Guo T., Liu, F., Guan, B.O., Albert, J. (2016). Tilted fiber grating mechanical and biochemical sensors // *Opt. Laser Technol.* 78, 19-33.
- [5] Caucheteu C., Guo T., Albert J. (2017). Polarization-assisted fiber Bragg grating sensors: Tutorial and review // *J. Lightwave Technol.* 35(16), 3311-3322.
- [6] Reid D.C.J., Ragdale C.M., Bennion I., Buus J., Stewart W.J., Phase-shifted Moire grating fibre resonators // *Electronics Letters*. 26(1), 10-12(1990). doi: 10.1049/el:19900007
- [7] Ribaut Clotilde, Loyez Médéric, Larrieu Jean-Charles, Chevineau Samia, Lambert Pierre, Rimmelin Myriam, Wattiez Ruddy, Caucheteur Christophe. Cancer biomarker sensing using packaged plasmonic optical fiber gratings: Towards in vivo diagnosis // *Biosensors and Bioelectronics*. 92, 449-456 (2017). doi: 10.1016/j.bios.2016.10.081
- [8] Ugale S.P., Mishra V. Formation and characterization of nonuniform long and ultralong period reversible optical fiber gratings // *Optik*. 125, 3822-3824 (2014). doi: 10.1016/j.ijleo.2014.01.179
- [9] Budinski V., Donlagic D. Fiber-Optic Sensors for Measurements of Torsion, Twist and Rotation: A Review // *Sensors*. 17(3), 443(2017). doi:10.3390/s17030443
- [10] Jiang S., Wang J., Sui Q., Distinguishable circumferential inclined direction tilt sensor based on fiber Bragg grating with wide measuring range and high accuracy // *Optics Communications*. 355, 58-63 (2015). doi: 10.1016/j.optcom.2015.05.055
- [11] Lu Ch., Cui J., Cui Y. Reflection spectra of fiber Bragg gratings with random fluctuations // *Optical Fiber Technology*. 14, 97-101 (2008). doi:10.1016/j.yofte.2007.09.007.
- [12] Zhao Y., Wang Ch., Yin G., Jiang B., Zhou K., Mou Ch., Liu Y., Zhang L., Wang T. Fiber Specklegram Sensor Based on the Twist-induced Effect in Tilted Two-mode Fiber Bragg Gratings. 2017 Conference on Lasers and Electro-Optics Pacific Rim (CLEO-PR), 1-3 (2017). doi: 10.1109/CLEOPR.2017.8119080.

**Publication Ethics and Publication Malpractice
in the journals of the National Academy of Sciences of the Republic of Kazakhstan**

For information on Ethics in publishing and Ethical guidelines for journal publication see <http://www.elsevier.com/publishingethics> and <http://www.elsevier.com/journal-authors/ethics>.

Submission of an article to the National Academy of Sciences of the Republic of Kazakhstan implies that the described work has not been published previously (except in the form of an abstract or as part of a published lecture or academic thesis or as an electronic preprint, see <http://www.elsevier.com/postingpolicy>), that it is not under consideration for publication elsewhere, that its publication is approved by all authors and tacitly or explicitly by the responsible authorities where the work was carried out, and that, if accepted, it will not be published elsewhere in the same form, in English or in any other language, including electronically without the written consent of the copyright-holder. In particular, translations into English of papers already published in another language are not accepted.

No other forms of scientific misconduct are allowed, such as plagiarism, falsification, fraudulent data, incorrect interpretation of other works, incorrect citations, etc. The National Academy of Sciences of the Republic of Kazakhstan follows the Code of Conduct of the Committee on Publication Ethics (COPE), and follows the COPE Flowcharts for Resolving Cases of Suspected Misconduct (http://publicationethics.org/files/u2/New_Code.pdf). To verify originality, your article may be checked by the Cross Check originality detection service <http://www.elsevier.com/editors/plagdetect>.

The authors are obliged to participate in peer review process and be ready to provide corrections, clarifications, retractions and apologies when needed. All authors of a paper should have significantly contributed to the research.

The reviewers should provide objective judgments and should point out relevant published works which are not yet cited. Reviewed articles should be treated confidentially. The reviewers will be chosen in such a way that there is no conflict of interests with respect to the research, the authors and/or the research funders.

The editors have complete responsibility and authority to reject or accept a paper, and they will only accept a paper when reasonably certain. They will preserve anonymity of reviewers and promote publication of corrections, clarifications, retractions and apologies when needed. The acceptance of a paper automatically implies the copyright transfer to the National Academy of Sciences of the Republic of Kazakhstan.

The Editorial Board of the National Academy of Sciences of the Republic of Kazakhstan will monitor and safeguard publishing ethics.

Правила оформления статьи для публикации в журнале смотреть на сайте:

[www:nauka-nanrk.kz](http://www.nauka-nanrk.kz)

ISSN 2518-170X (Online), ISSN 2224-5278 (Print)

<http://www.geolog-technical.kz/index.php/en/>

Верстка Д. Н. Калкабековой

Подписано в печать 15.11.2019.
Формат 70x881/8. Бумага офсетная. Печать – ризограф.
19,7 п.л. Тираж 300. Заказ 6.